



CORTIZO / FAÇADES



INDEX

CORTIZO PRESENTATION	3
CORTIZO FAÇADES: TECHNICAL INFORMATION	13
01 / Base profiles: mullions & transoms.....	14
» Mullions	
» Transoms	
» Inertia comparisons	
» Wind loading graphs	
02 / Types of mechanical T joins for mullion-transom.....	21
» Automatic anti-roll stops	
» Adjustable stop	
» Stop for polygonals	
» Stop for large loads	
03 / Types of structural frame fixings	23
» Start & culmination	
» Structural frame front	
» Structural frame top face	
04 / Ventilation & drainages.....	25
05 / Weather tightness	27
06 / Thermal insulation.....	29
07 / Glazing	32
08 / Openings.....	34
09 / Structural elements.....	43
10 / Façade systems	44
11 / Skylight - Veranda.....	56
12 / Composite panel	58
PROJECTS	61

CORTIZO / FAÇADES

PRESENTATION



Cortizo

ALWAYS IN THE FOREFRONT OF INNOVATION

Established in 1972 in the town of Padrón (A Coruña - Spain), CORTIZO now is positioned as the **European leader for the manufacture of aluminium profiles for industry and the principal Spanish manufacturer** with a profile production of almost 47,000 tonnes last year.

The company is present in 30 countries and is currently immersed in an ambitious international expansion. Last year CORTIZO reached a turnover of 292.34 million Euros.

The research, design and technological applications are situated at the centre of the expansion and growth strategy of CORTIZO.

In fact, the **R & D department** has designed to date, more than 50 exclusive systems of windows, doors, façades, composite panel and the latest generation of solar protection systems and has invested more than 26,000 hours per year in research.

- » Cortizo Technology Centre
- » Ad-Hoc Projects
- » TSAC Network
- » Cortizo Lab
- » CE Marking



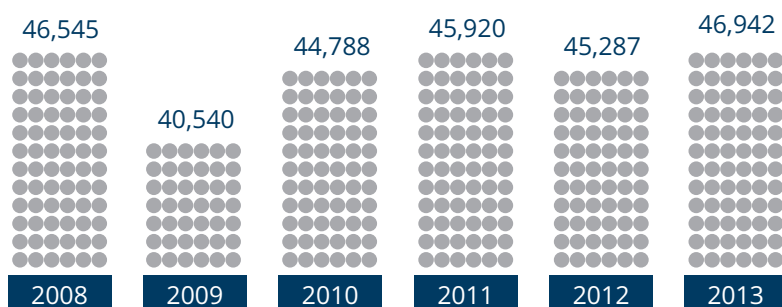
TURNOVER
292.34 million €




EMPLOYEES
1.557 PEOPLE



TOTAL SALES EVOLUTION (TONNES)



SALES DISTRIBUTION 2013



30% NATIONAL

70% INTERNATIONAL

33% Germany
 31% France
 13% Great Britain
 6% Portugal
 4% Poland
 5% Slovakia & Czech Republic
 8% Rest



Cortizo proximity

A PRESCENCE IN 30 COUNTRIES



We do produce

OUR OWN MANUFACTURING OF ALL OF THE COMPONENTS

12 Extrusion presses

5 Anodising plants

1 Fitting factory

15 Powder coating paint plants


2 Fabrication centres

1 Joints factory

1 Foundry

1 Chemical brightening plant

1 Composite panel factory





CORTIZO is characterized by completing internally the **integral aluminium production cycle**, and ensuring the accuracy of each procedure and the quality of methods and materials used throughout the complete process.

Smelting, extrusion, powder coating & painting, anodising, chemical brightening and fabrication is carried out in its production centres in order to optimise all of its range of final products.

CORTIZO is committed to **its own manufacture of all the necessary components** for the manufacture of building finishes (**hardware, polyamides and weather tightness gaskets**), as well as **composite panel**.

The **CORTIZO Integral Service** is completed with a pioneering logistical system based on two **intelligent warehouses for profiles** one of which is for mill finish material and the other for finished material, **with a capacity of 6,000 tonnes** of the more common references and consequently we are able to provide reduced delivery lead times to clients as well as maximising production levels.



Foundry

PRODUCTION CAPACITY: 18,000 tonnes



CORTIZO counts on **more than 2,100 collection points**, between its clients and delegations throughout Europe for depositing aluminium profile offcuts. A fleet of trucks named **CORTIZO RECYCLING** are responsible for the uplift of the deposited aluminium and transfer it back to the production centres for processing.

FACILITIES

- » Unlimited aluminium recyclability.
- » Re-melt plant.
- » Production capacity: 18,000 Metric tonnes.
- » Laboratory. Emission spectrometer.
- » Ø Billet diameters: 140, 153, 178 & 203 mm.

ALLOYS

Extrusion of all alloys series:


- » 1000 (Al)
- » 6000 (Al+Mg+Si)
- » 7000 (Al+Zn+Mg)

Alloys in stock:

- | | | |
|--------------|--------------|--------------|
| » EN AW-1050 | » EN AW-6063 | » EN AW-6463 |
| » EN AW-6005 | » EN AW-6082 | |
| » EN AW-6060 | » EN AW-6106 | |

Extrusion

ANNUAL PRODUCTION CAPACITY: 81.500 tonnes



- » **12 Extrusion presses.**
- » **31,000 Dies.**
- » **Quality certificates: ISO 9001.**
- » **Extrusion according to European standards EN 755-9 and EN 12020.**
- » **Heat treatment according to European standards EN 755-2:2009 T4 - T5 - T6 - T64 - T66.**

The extrusion process consists of introducing the metal in a recipient or container and fitting to one end a die that has the section design that we want to obtain. At the other end, pressure is applied by a piston that will push the metal through the die hole and in turn the profile is produced.

- » **Maximum length: 14 meters.**
- » **Maximum weight: 35 kg/meter.**
- » **Minimum weight: 40 gr/meter.**

Powder coating

15 POWDER COATING PLANTS



The powder coating process consists of covering the aluminium with a layer of organic coatings. The painting of aluminium with powder paint is made by way of electrostatic removal and its subsequent polymerisation in an oven at temperatures that reach up to 200°C. This process converts it in to a highly resistant surface resistant to severe atmospheric conditions.

The powder coating of the profiles is another of the aluminium surface treatments that, as well as protecting it even more from natural corrosion, allows it to attain an **unlimited variety of colours**.

CORTIZO offers an extensive colour range that stretches from the **classical finishes (gloss or matt)** moving to **special coatings with rough textures, imitation of noble materials** such as timber (pine, oak, chestnut, teak, sapele, cherry, walnut...) up to **anti-bacterial finishings** comprising of silver ions adhered to a completely inert and natural resin, that prevents the growth and migration of bacteria, virus, mold, fungus and septic matter.

The CORTIZO powder coating is guaranteed with the maximum European quality seals of approval such as **QUALICOAT, SEA-SIDE & QUALIDECO**, that recognise and guarantee the complete process.

FINISHES

- » RAL Chart
- » Antibacterial
- » Special
- » Textured
- » Metallic
- » Wood Effect
- » NCS Chart

QUALITY CERTIFICATES

- » Qualicoat
- » Seaside
- » Qualideco

MAXIMUM PROFILE LENGTH

7.5 meters

Anodizing

5 ANODIZING PLANTS



- » **13 colours.**
- » **More than 110 finishes.**
- » **Quality certificate: Ewaa-Euras.**
- » **Maximum profile length: 6.5 meters.**

Anodising is the surface treatment that is capable of obtaining an aluminium oxide coating (Al₂O₃) on the base aluminium surface by way of an electrolytic process consistent in producing the circulation of a continuous current through an electrolyte with an acid base.

With this process, an artificial increase of up to 1000 times the thickness of the natural aluminium oxide coating is achieved, obtaining great **protection against corrosion and abrasion**. Its own characteristics of this material with regard to resistance and durability are increased considerably using this surface treatment, converting it in this way as an ideal material in coastal zones and subject to hard climatic conditions.

CORTIZO has available an extensive anodising colour range: **bordeaux, blue, green, ivory, black, grey, bronze, inox (stainless steel), champagne, gold, natural, copper and acier**, that once more demonstrates its innovative character. All these colours can at the same time be presented as different finishes after subjecting the profile to mechanical surface treatments, and therefore obtaining **matt-grain, rough brushed, bright, brushed, polished, re-polished or combinations of any of these finishes**.

All of which are guaranteed by the European "EWAA-EURAS" seal of approval, that reaches the most demanding European quality levels.

Class 10: 10-14 microns. For internal use only.
Class 15: 15-19 microns. Standard class. External use.

Class 20: 20-24 microns. For use in aggressive conditions, industrial areas and marine contamination.

Class 25: 25 microns. Maximum protection. For contaminated industrial atmospheres.



TECHNOLOGY CENTRE

INNOVATION CORTIZO



The CORTIZO Technology Centre is dedicated exclusively to the **investigation, the development and innovation** in the aluminium sector devoting service to **more than 30 countries**. With a total surface area of 3,175 m², this Centre, a pioneer in Europe comprises of **7 test benches** in which the performance features of the more than 50 exclusive window, door, light façades and solar protection systems designed by CORTIZO are tested and certified.

The Laboratory at the Cortizo Technology Centre is an **organisation accredited by ENAC** (National Accreditation Entity, an organisation approved by the Ministry of Industry), according to the corresponding scope in the document number N°786/LE1621 which can be consulted on the web at www.enac.es.

With this accreditation, CORTIZO has positioned itself as the only system manufacturer authorised to carry out and issue tests that are officially valid in all of the European Union territory, including the CE Marking for windows, façades and external pedestrian doors.

Furthermore, the CORTIZO Technology Centre Laboratory has been recognised as a **notified organisation** by the **European Commission** with identity n° NB 2242 for the directive of construction products.

- » **2 test chambers Air leakage/Water penetration/Wind resistance: that test air permeability, water tightness and wind resistance.**
- » **Thermal bench: that measures the energy efficiency of each system.**
- » **Acoustic bench: that checks the efficiency against noise.**
- » **Mechanical bench: that simulates the continuous repeating of opening and closing of a window in order to guarantee the resistance and durability of its hardware.**
- » **Resistance to horizontal and impact loading test bench for light façades.**
- » **Resistance to wind loading test bench for solar protection louvres and building lattices.**

R & D Department

MORE THAN 50 EXCLUSIVE SYSTEMS

The research, design and technological applications are situated at the centre of the expansion and growth strategy of CORTIZO. In fact, its R & D department has designed to date **more than 50 exclusive systems** of windows, doors, façades, composite panel and the latest generation of solar protection systems.

The company invests annually **more than 26,000 hours of research**, with an average of 165 Innovation & Development projects.



Architectural and Engineering Department

FULL SERVICE FOR THE ARCHITECT

CORTIZO counts on a network of **28 architectural and Engineering departments** that are strategically found in diverse points throughout Europe.

These departments are led by CORTIZO aluminium systems technicians: Engineers, Architects and Technical Architects with wide experience and specific training in aluminium building finishes. They provide **all of the necessary technical support**, and in this way can optimise the suitability and integration of the wide range of CORTIZO systems in the distinct architectonic projects to be carried out.

The objective of this exclusive service is to offer to the professionals in the sector a greater proximity to the provision of integral solutions for building finishes for their projects. Furthermore, CORTIZO offers to Architectural professionals all of the necessary technical support for building finishing materials. From its Department of Architecture & Engineering, they have offered more than 26,000 hours of consultancy that have resulted in over 1,000 architectural projects and in excess of 20,000 technical consultations during the last year.

We speak quality

CORTIZO IS QUALITY




This characteristic is intrinsic to each and all of the phases of its production process. From its **Quality Control Department**, daily exhaustive controls are carried out of all the variables, in each procedure with the objective of reaching the highest standards in this matter.

The appropriate selection of raw materials and control of all the parameters that influence the **extrusion** technique supported by the **ISO 9001** international certification, guarantee the quality of the extruded material.

For its part, the meticulous work carried out regarding surface treatments, has resulted in achieving the most demanding European quality certificates such as **"QUALICOAT"**, **"QUALIDECO"** & **"SEA SIDE"**, for the **painting process**, and the **"EWA-EURAS"** certificate for the **anodizing process**, that recognises and guarantees a high level of quality.

The quality of the CORTIZO final product, is based on the strict **tests** carried out both in national and international official laboratories, as well as by technical personnel in **its own test centres**.

- » **Extrusion: ISO 9001.**
- » **Powder coating: Qualicoat - Seaside, Qualideco.**
- » **Anodizing: Ewaa-Euras.**
- » **Polyamide: ATG.**
- » **Profiles with Thermal Break System: NF 252.**
- » **Testing of Thermal Break according to European standards EN 14024.**



CORTIZO / FAÇADES

TECHNICAL INFORMATION



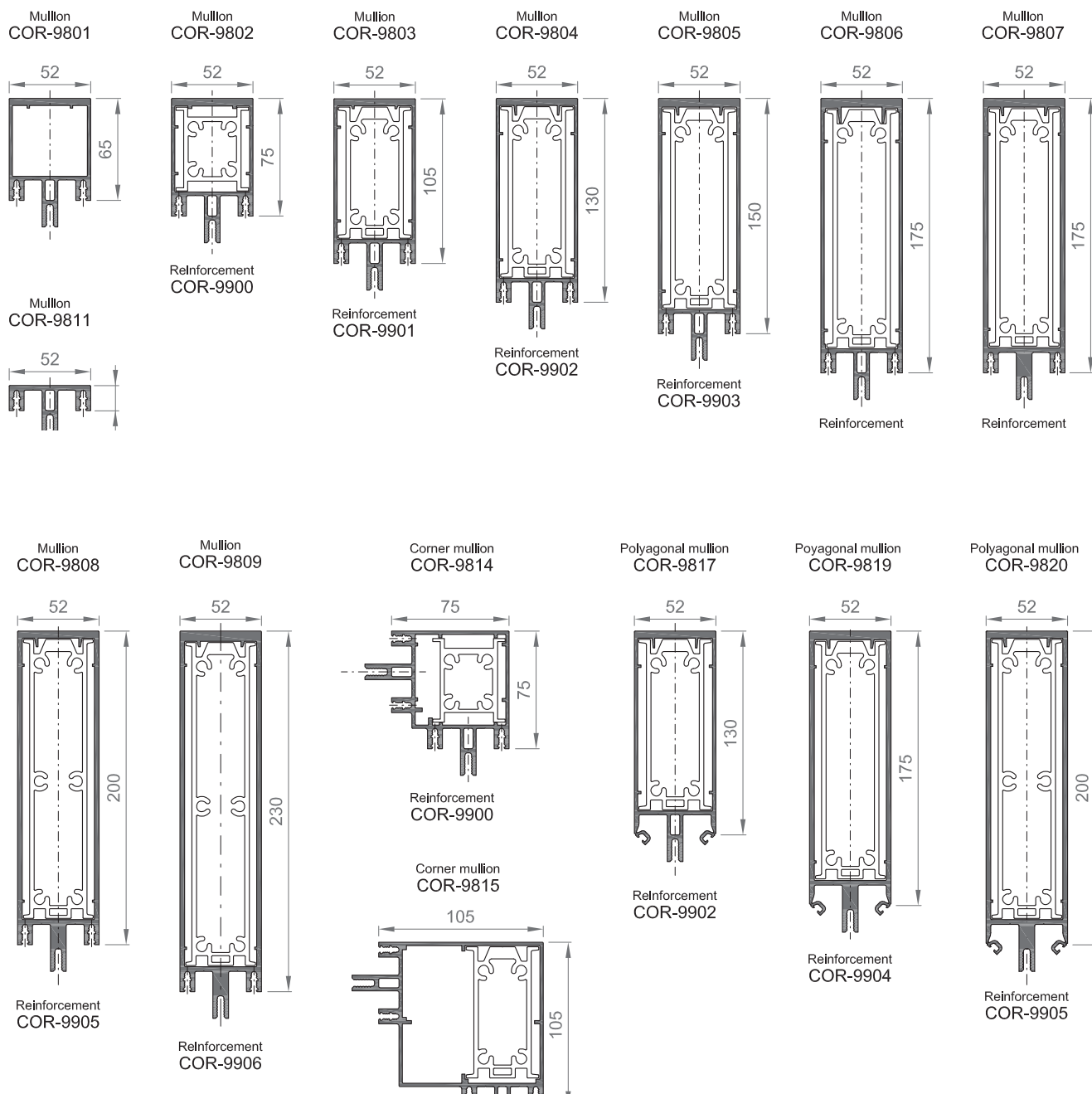
01 / STANDARD PROFILE RANGE: MULLIONS & TRANSOMS

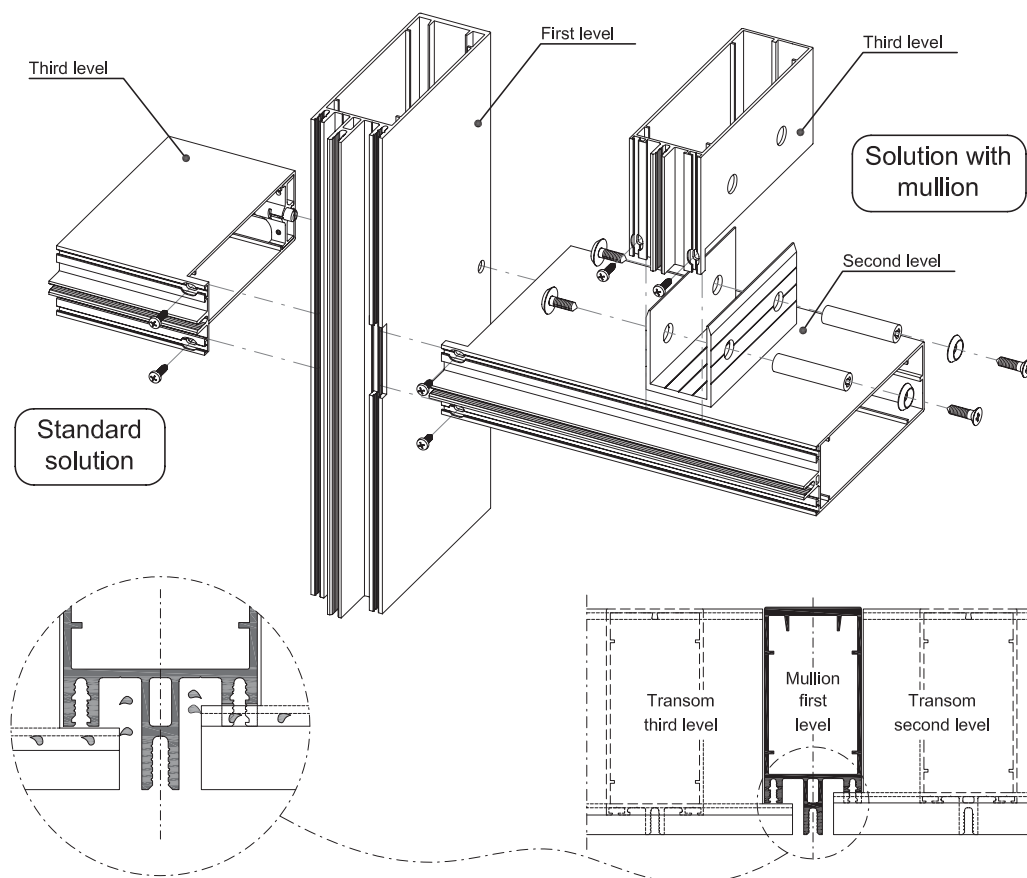
This new range of light façades is comprised of a standard system with an **ample variety of mullions and transoms** that resolve the different aesthetic and constructive needs of the architectonic projects by using integral solutions.

The standard profile range, as well as the complementary accessories, are common in these new façade systems. The wide range of these profiles and their mechanical unions allows the execution of all types of façades (vertically, inclined, 90° corners, corners & polygons), as well as the resolution of glazing modules that are large in size and weight.

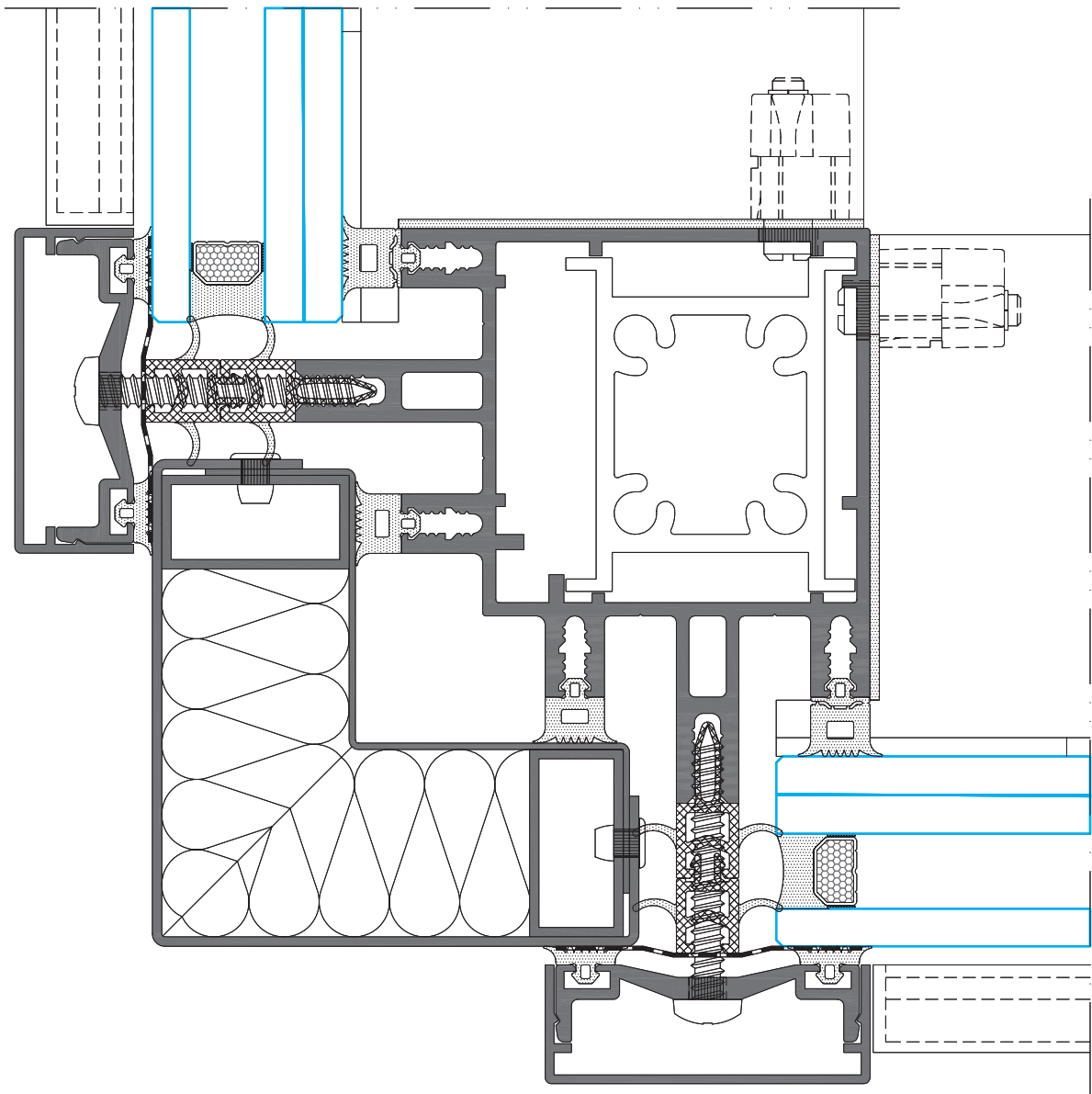

MULLIONS

There is a complete range of **15 mullion profiles with a 52 mm seen section** that have dimensions from 16 mm in depth up to 230 mm in order to cover the different static needs of each architectonic project.



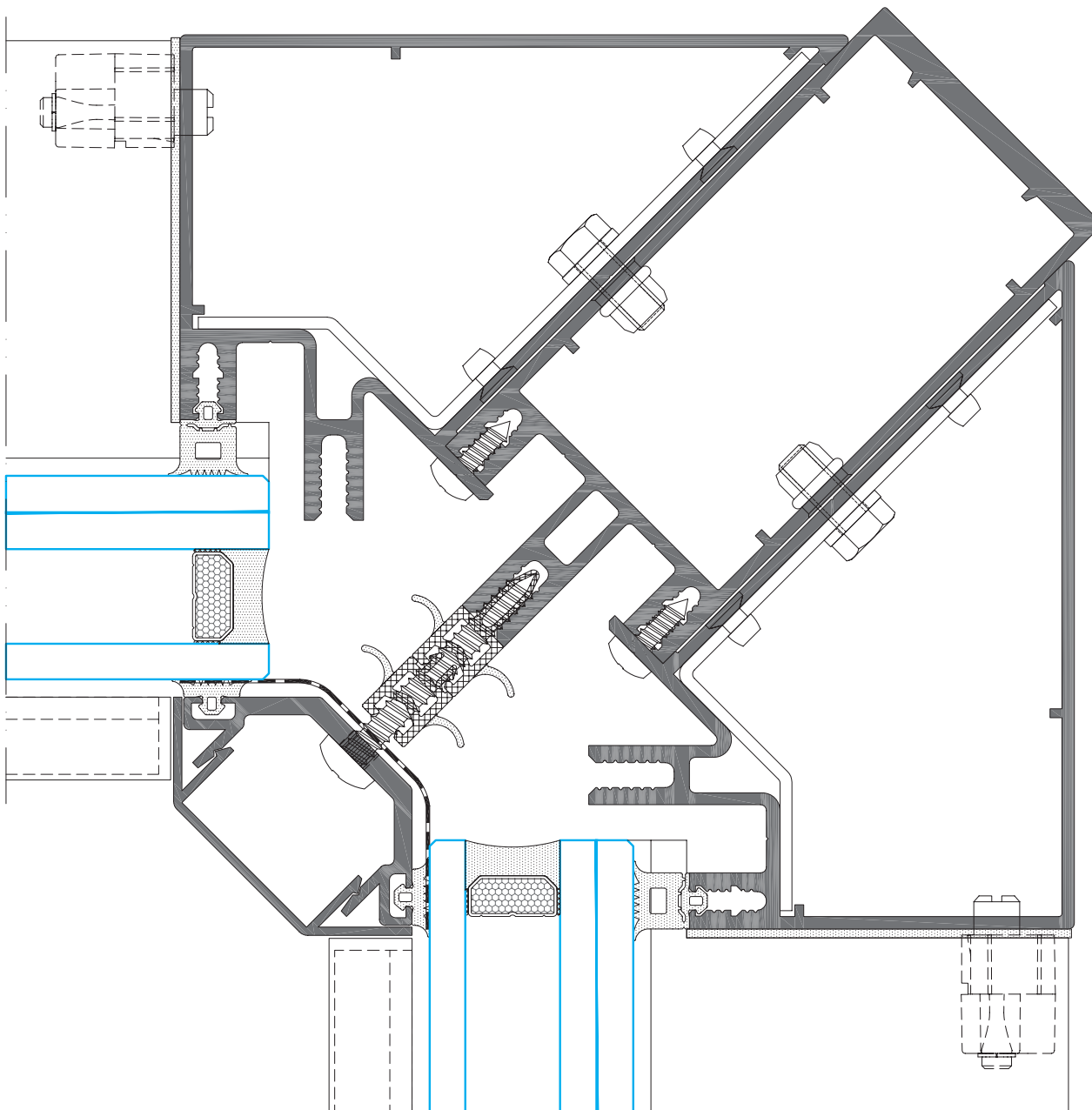
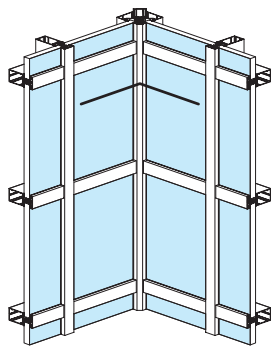
» FLUSH MULLIONS & TRANSOMS FOR 1st, 2nd & 3rd LEVEL

» 90° CORNER SOLUTION

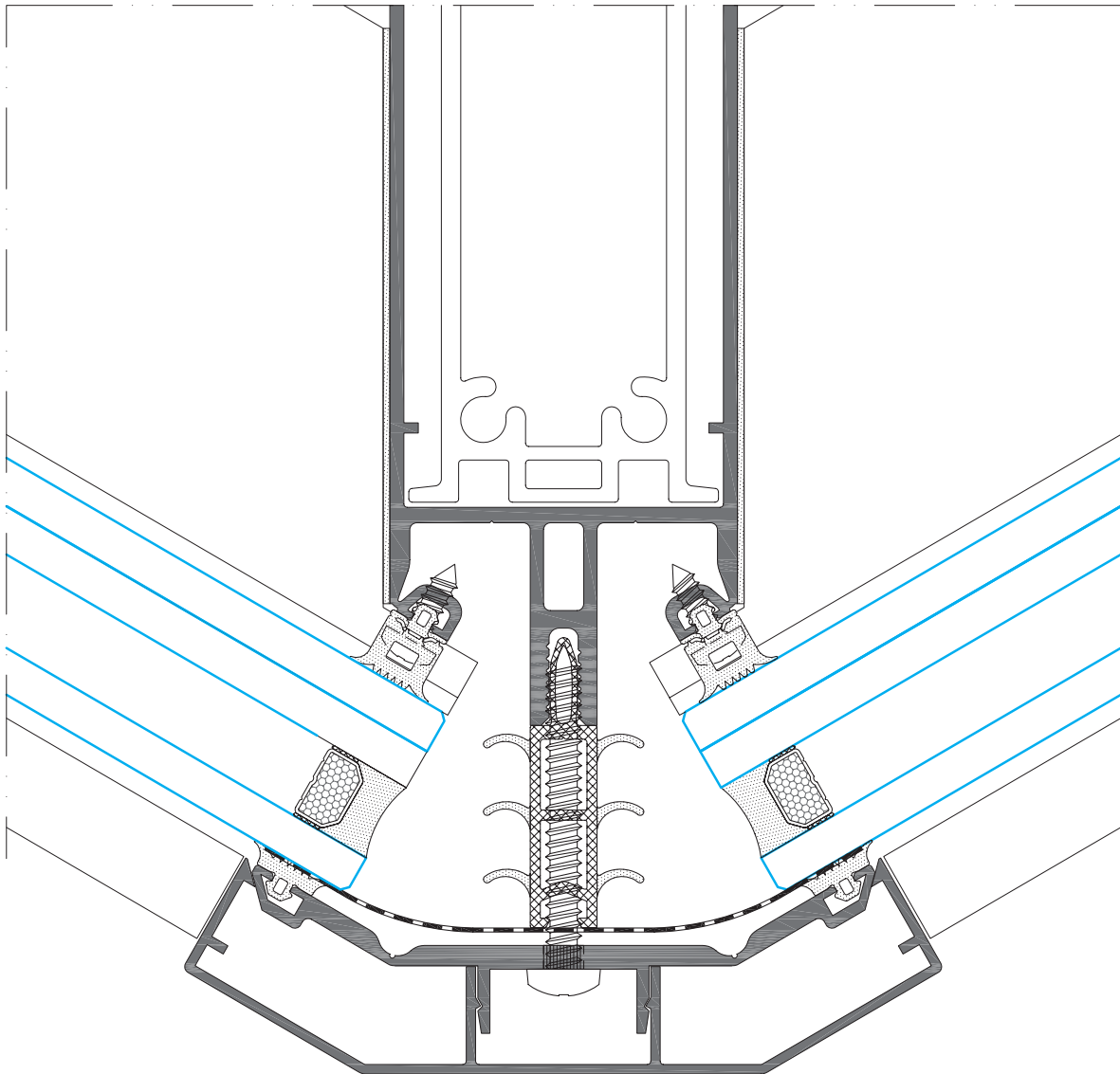
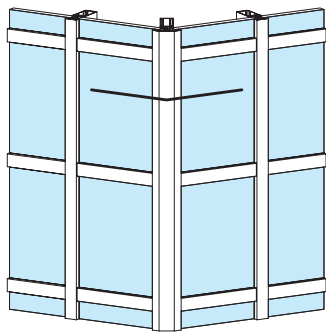


N/S

» CORNER SOLUTION



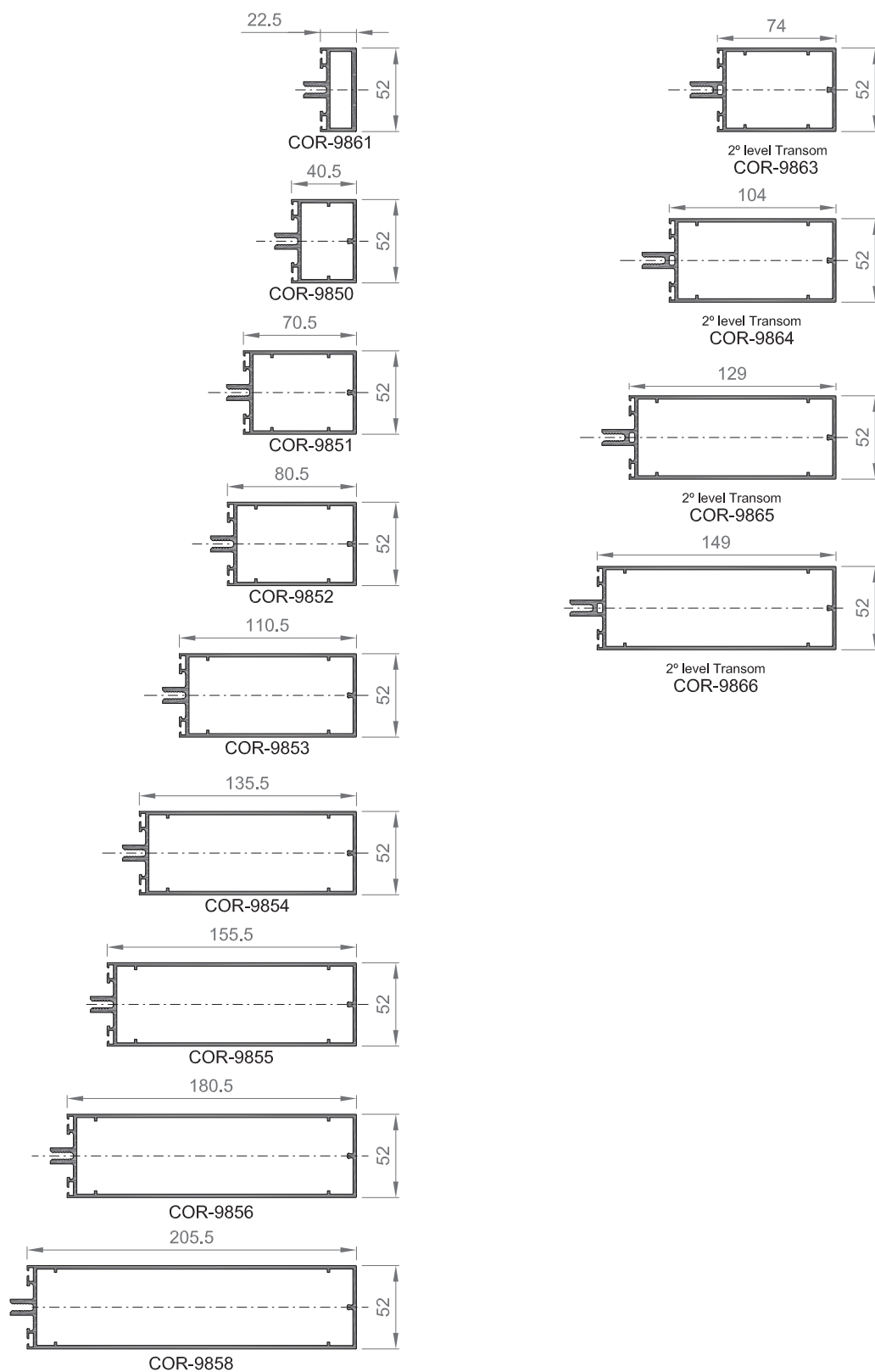
» POLYGONAL SOLUTION WITH FOLDABLE FIN MULLION (FROM 90° TO 169°)



N/S

TRANSOMS

A wide selection of **13 transoms with depths from 22.50 mm to 205.50 mm** that complete the standard profile range for these light façade systems. Just as the mullions, these profiles have a seen section of 52 mm.



STATIC CALCULATION CHART FOR MULLIONS – WIND LOADING

The diagrams represent the static calculation for mullion wind loadings in curtain walling as indicated in *Figure 1*.

A wind strength has been considered that provokes a loading which is uniformly distributed and is perpendicular, setting itself for the calculation, a distribution of rectangular loadings.

The façades weight as well as the glass weight are considered negligible against wind strength.

The limits that have been considered are those indicated by the EN 13830 European norms which specifies that, under wind strength, the frontal deflection of the mullions must not exceed the lower of the values between H/200 or 15 mm.

Said deflection is calculated using the following mathematical formula:

$$f_{max} = \frac{5 \cdot Q \cdot H^3}{384 \cdot E \cdot I}$$

Therefore:

- » Q is the total wind loading in daN.
- » H is the mullion length in cm.
- » E is the module of elasticity of aluminium in daN/cm².
- » I is the Moment of Inertia of the section according to the perpendicular axis to the wind action in cm⁴.

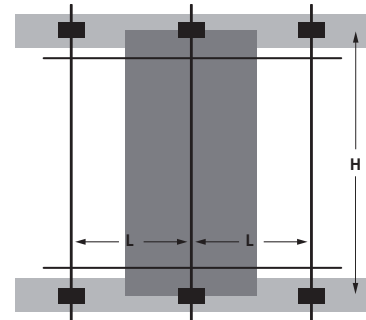
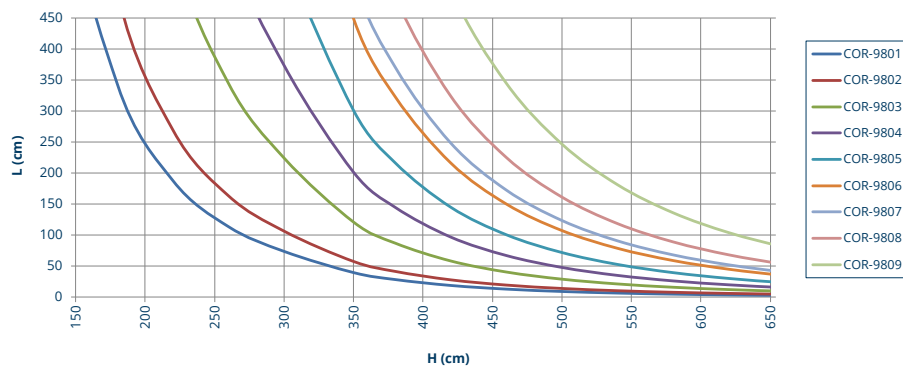
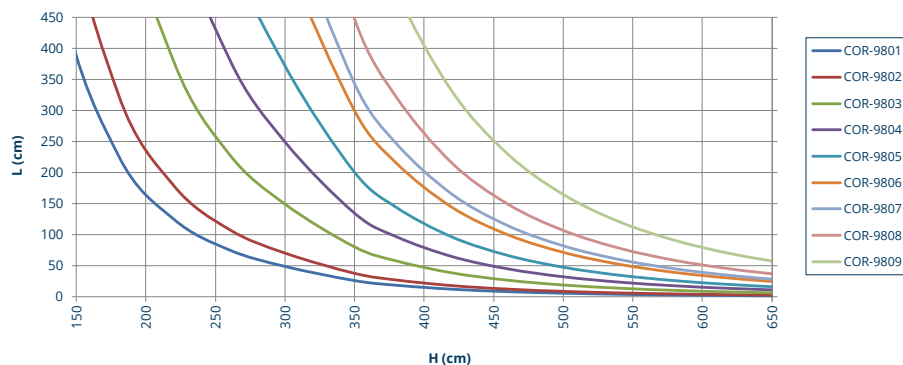


Figure 1

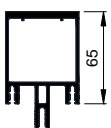
800 Pa.



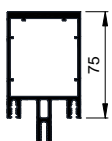
1200 Pa.



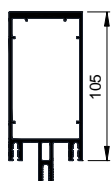
COR-9801



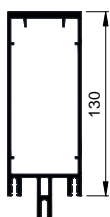
COR-9802



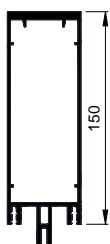
COR-9803



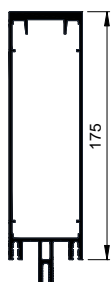
COR-9804



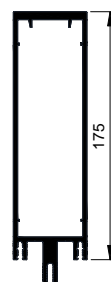
COR-9805



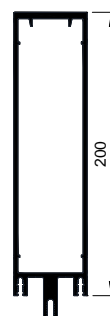
COR-9806



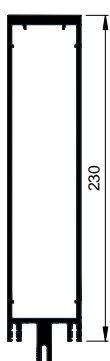
COR-9807



COR-9808



COR-9809




02 / TYPES OF MECHANICAL JOINS IN T MULLION-TRANSOM


AUTOMATIC ANTI-ROLL STOP (FRONTAL ASSEMBLY)



ADJUSTABLE STOP



STOP FOR POLYGONALS (UP TO 300 KGS)

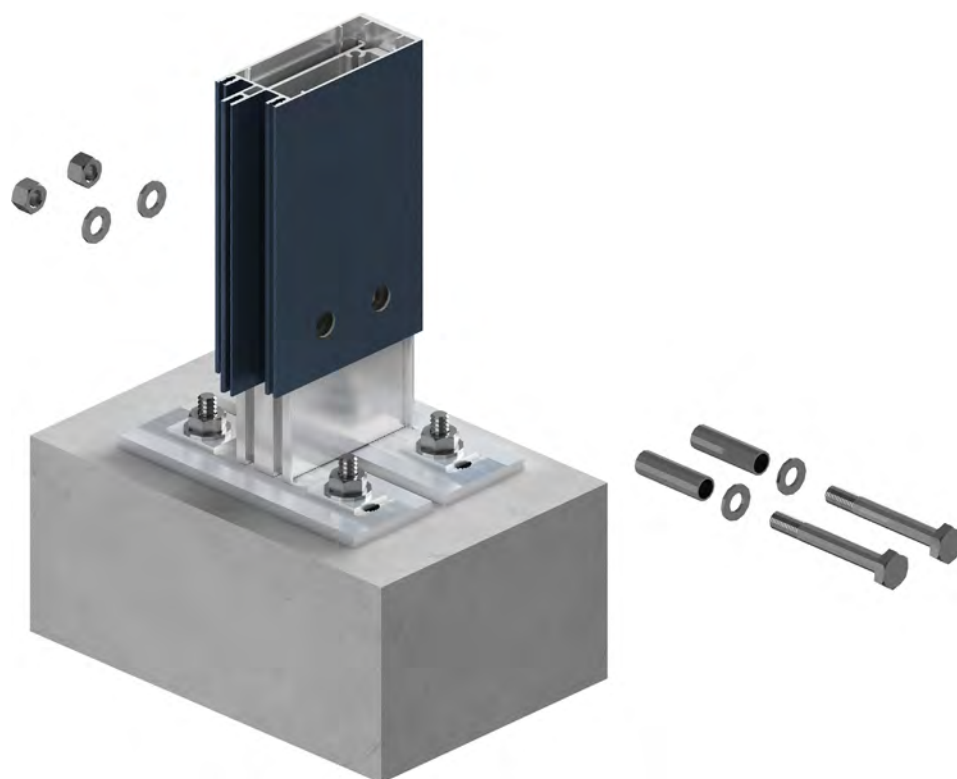


LARGE LOADS STOP (UP TO 400 KGS)




03 / TYPES OF FIXINGS TO STRUCTURAL FRAME


START & CULMINATION



STRUCTURAL FRAME FRONT (THREE DIMENSIONAL ADJUSTMENT)



STRUCTURAL FRAME TOP FACE (THREE DIMENSIONAL ADJUSTMENT)



04 / VENTILATION AND DRAINAGE

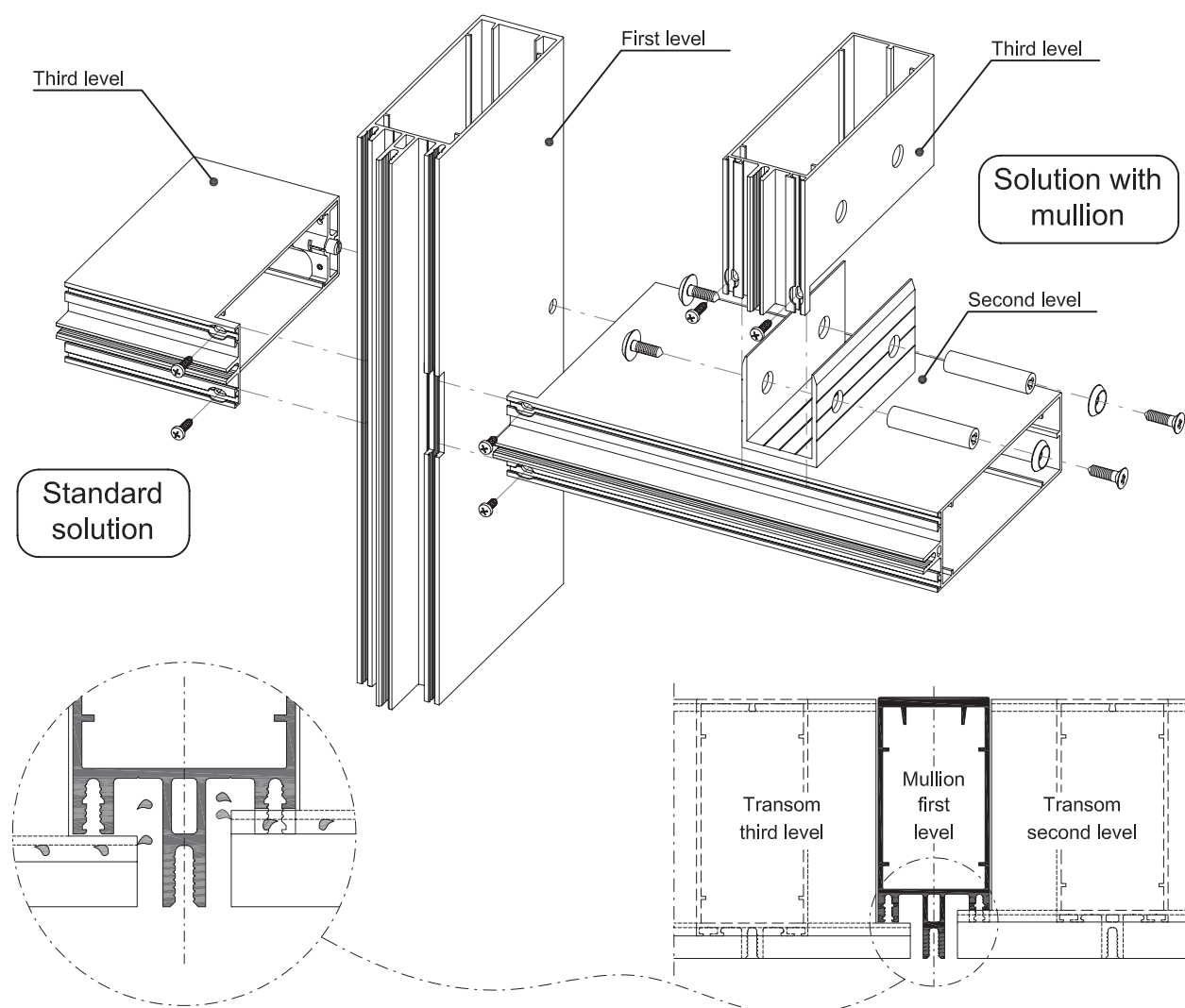
DRAINAGE LEVELS

The Cortizo façades has been designed in such a way that **the mullion and transom drainage channels at different levels can be found in different planes**. This implies that **the possible condensations will be conducted from the narrower transom drainage channels to the mullions and from there towards the exterior by way of continuation parts and the pipettes**.

These very same channels also serve as an internal ventilation of the four glazing sides.

The three profile levels of the curtain wall appear in order to respond to the different modulations that are presented in architecture for modern façades and concretely for those cases where the vertical mullion falls against a secondary transom (See drawing).

This presents a lack of continuity in the drainage channel levels which is resolved by including in the system an intermediate transom also known as a second level that will require additional fabrication in the mullion.



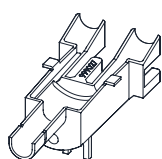
PIPETTES AND CONTINUATION PARTS

In order to direct the water to the exterior due to condensation, two plastic accessories are used (pipette* and continuation parts) that are designed in such a way that they fit perfectly in to the mullion drainage. These elements incorporate various internal spaces that are defined by the mullion and transom walls and its objective is to house the silicone that will be injected through various frontal orifices which must be expressly carried out. This ensures the weather tightness between the aluminium profiles, the pipette and the continuation part.

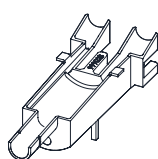
The **continuation part** carries the water that falls from the top mullion drainage channels and immediately to the bottom in the joint area between them.

The **pipette** collects the water that arrives from the mullion drainage channels (and generally from the attached transoms) and it is ejected to the space that exists between the pressure sections and the cover and far from the areas that require weather tightness. Also, the system's ventilation helps to create an air circuit within the interior of the facade.

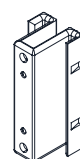
To ensure that the pipette works correctly, it must be installed every 8 metres as a maximum measurement or every 8 transoms in the case of very dense horizontal spans.



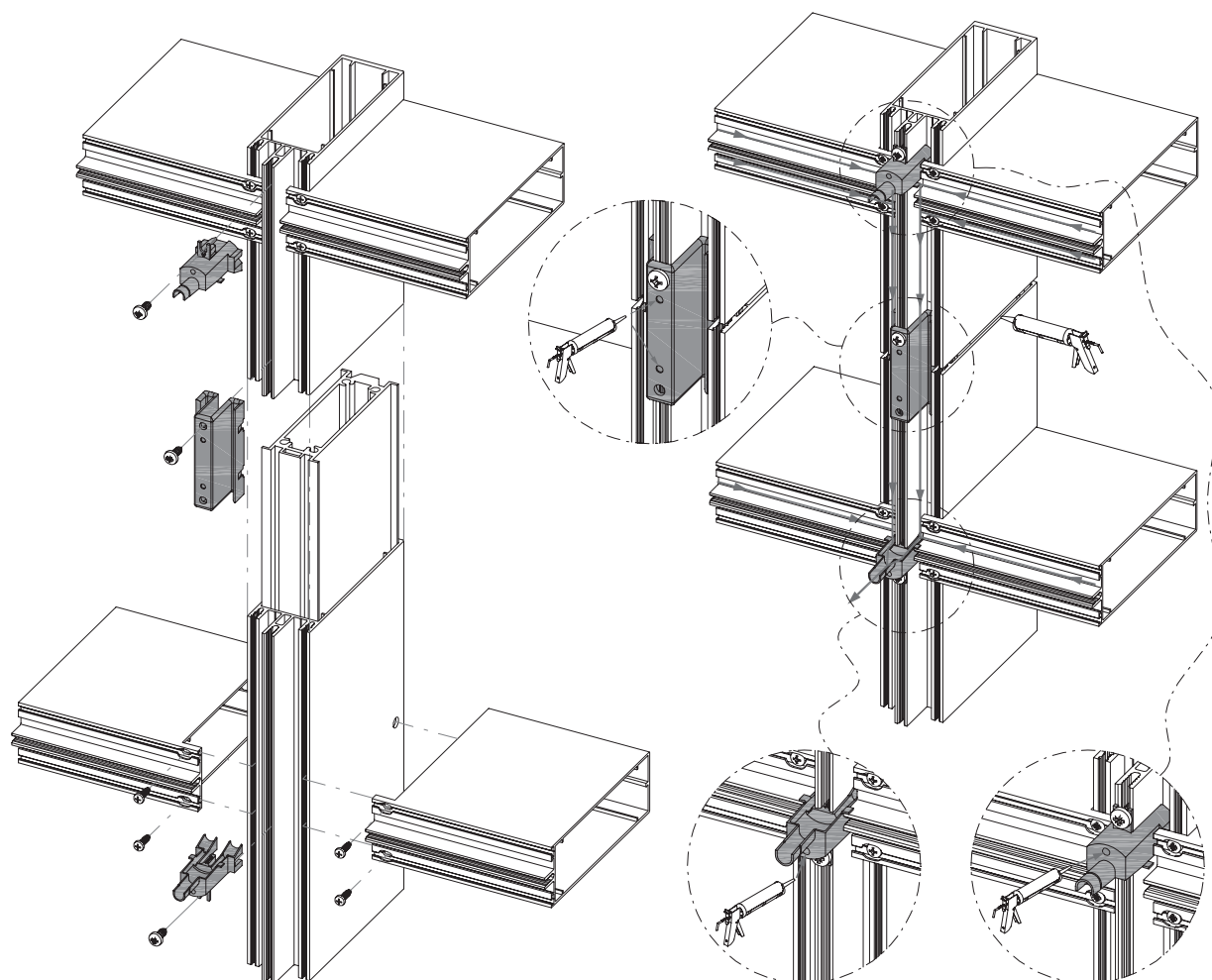
Pipette 20 - 34 mm



Pipette 36 - 50 mm



Continuation part



* Valid for TP 52 & TPV 52 systems.

05 / WEATHER TIGHTNESS

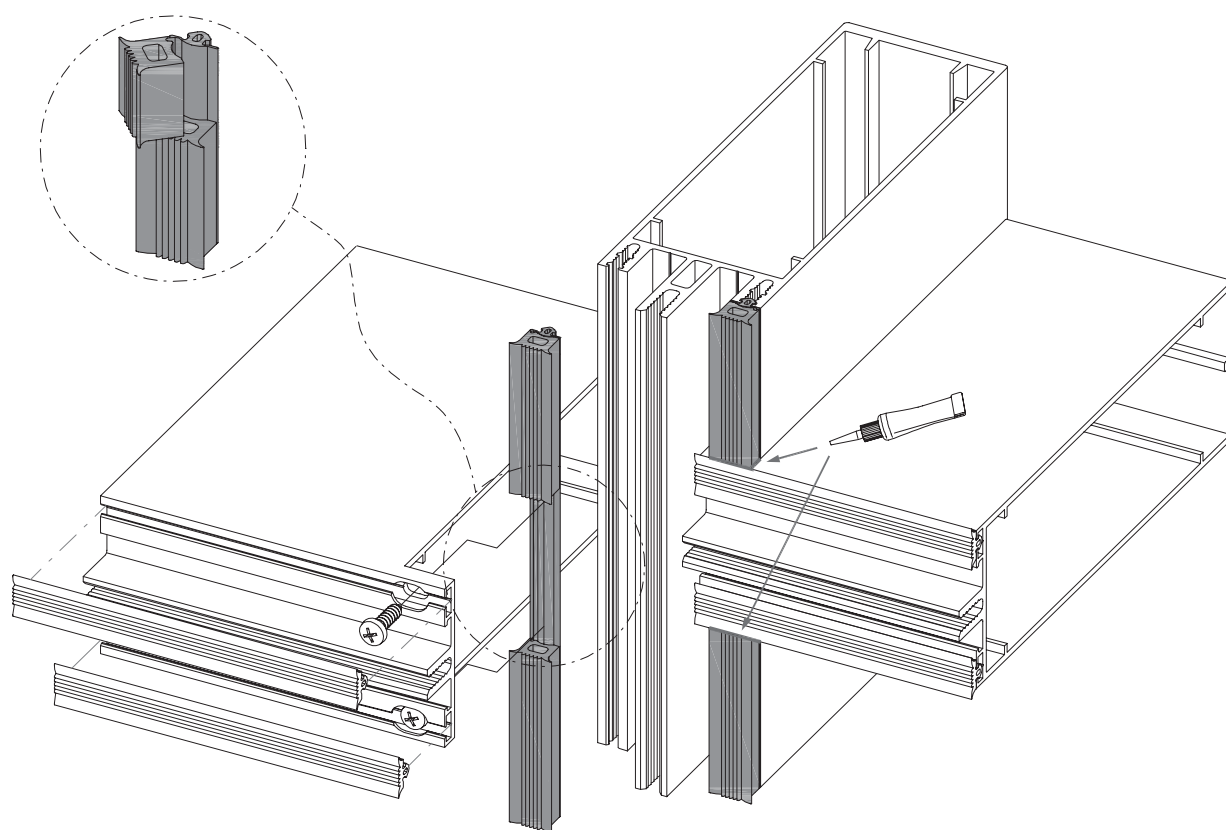
The weather tightness of a traditional curtain wall is conditioned to the correct working of the gaskets that define the glazing (or panels) both in the interior as well as the exterior.

The mullion and transom joins are made by milling the transom over the mullion screwports, and between them it is appropriate to fit a plastic part that will accommodate this join and act at the same time as a water barrier.

The critical point is found precisely in this meeting of the vertical profiles (mullions) with the horizontal profiles (transoms). In order to ensure weather tightness of the last barrier (the inside), Cortizo offers two solutions: tear strip gaskets and totally vulcanized cleat.

TEAR STRIP GASKETS

This solution consist of **a mullion internal gasket with a crease that can be separated partially at the transom meeting point, without completely leaving the horizontal profile join with the vertical unprotected** (See drawings). It provides an elastic support (and water tight) between the milled area of the transom and the mullion screwports. The sectioned area of the mullion internal gasket must remain flush with the transom internal gasket (which will be the assistant) previously impregnated with some specific product that ensures that it is vulcanized (as well as the weather tightness) between them.



9.50 mm gasket



11.50 mm gasket



13.50 mm gasket

TOTALLY VULCANIZED CLEAT

It is a part that has been obtained from a moulding and **permits the integration of different gasket thicknesses for the mullion and transom**, and at the same time the contact area between the vertical and horizontal profile. Once the most delicate areas have been secured (the corners) all that remains is to fit the perimeter gaskets in the areas designed for such an effect and apply a vulcanizer that ensures continuity.



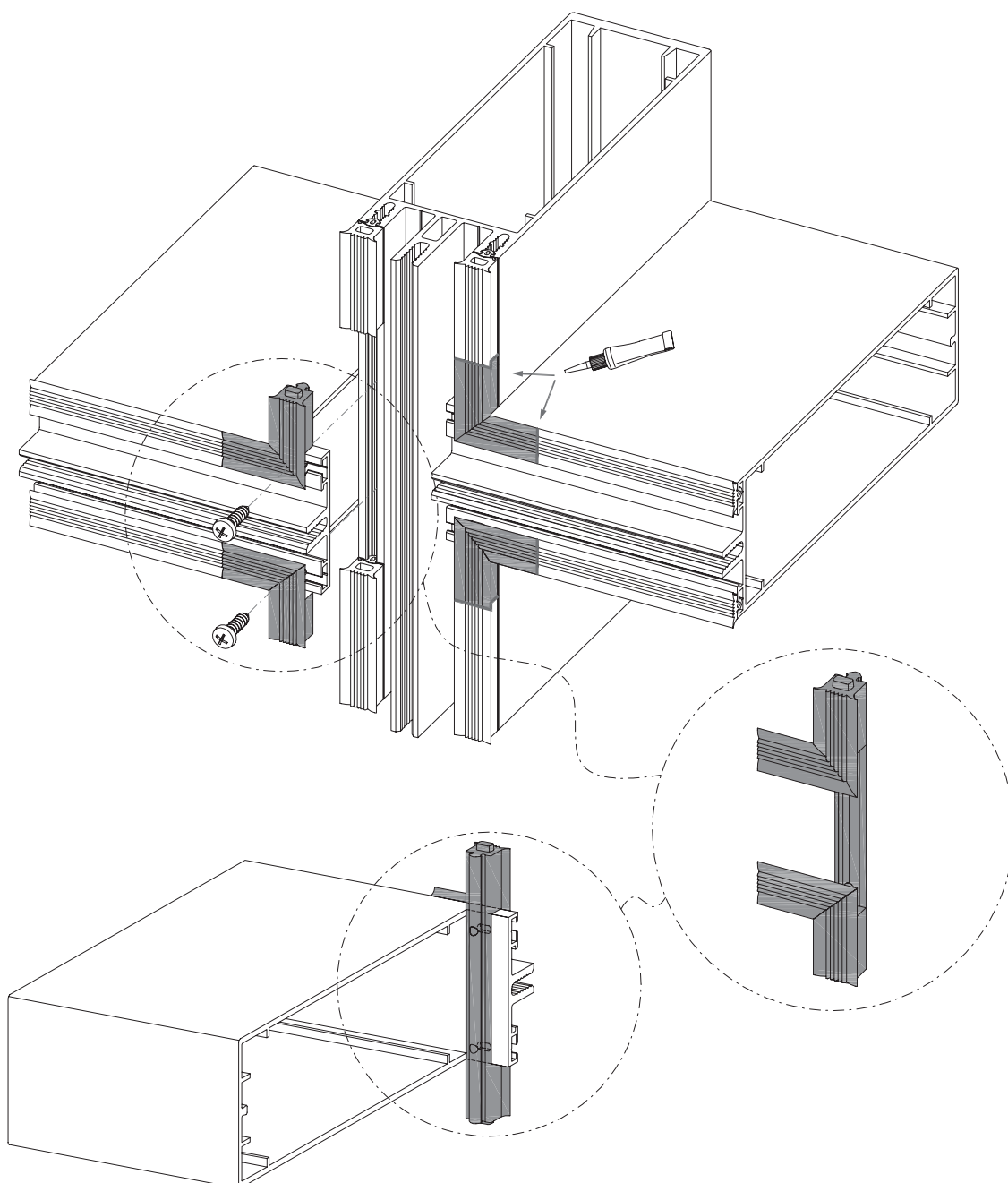
Meeting cleat 9.50 - 3 mm



Meeting cleat 11.50 - 5 mm



Meeting cleat 13.50 - 7 mm

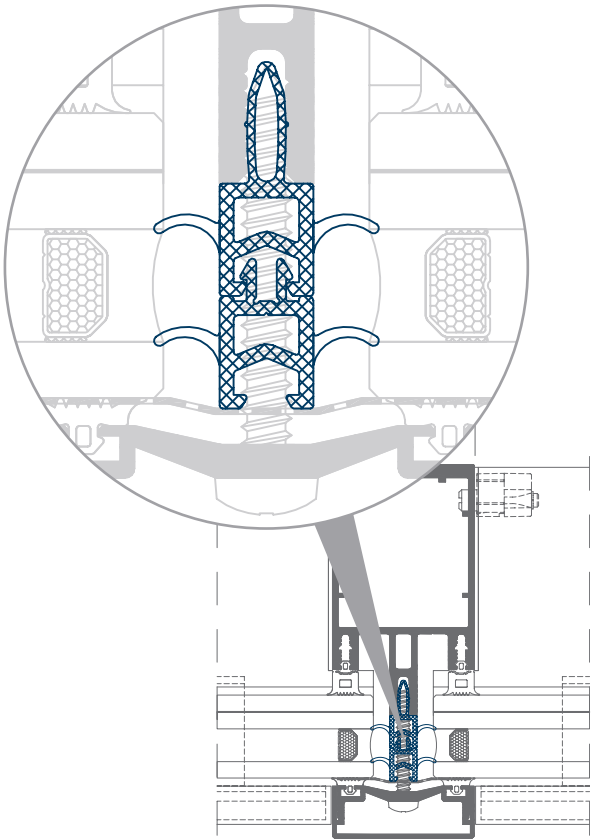


06 / THERMAL INSULATION

THERMAL BREAK

With an ample area of thermal breaking in these façade systems they then convert in to becoming **very energy efficient building enclosures**, reaching the maximum performance in thermal insulation.

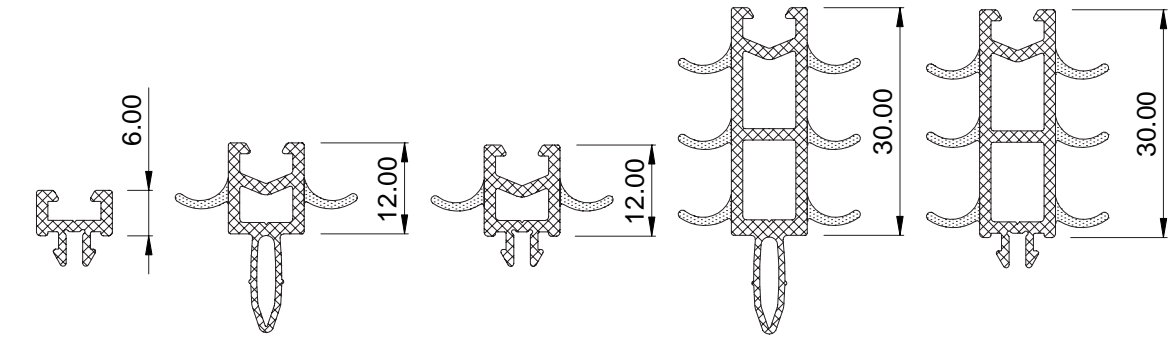
The different co-extrusion profiles made from rigid and soft PVC designed with internal air chambers favour energy efficiency. **The possibilities of the combination of both achieve total versatility** to adapt to the diverse glazing compositions that are selected for the glazing of each façade and can reach in certain cases a maximum thermal breaking depth of 66 mm.



THERMAL BREAK
MATERIAL CONDUCTIVITY

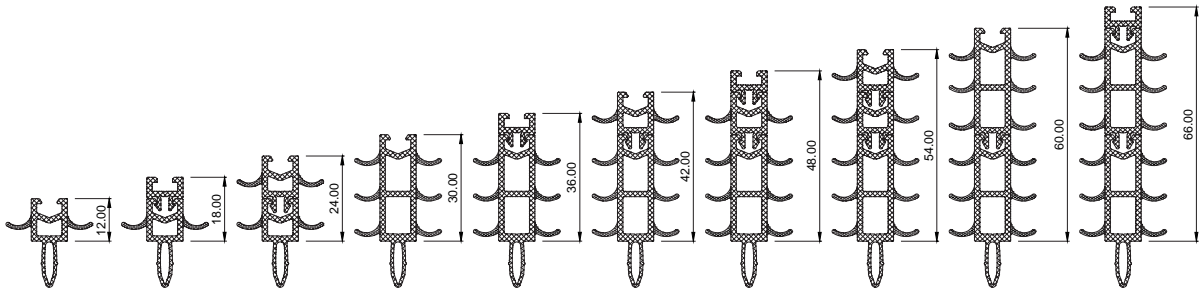
MATERIAL	TYPE	VALUE
PVC	RIGID	0.17 W/mK
	FLEXIBLE	0.14 W/mK
POLYAMIDE		0.30 W/mK

PROFILES



1:1

COMBINATIONS

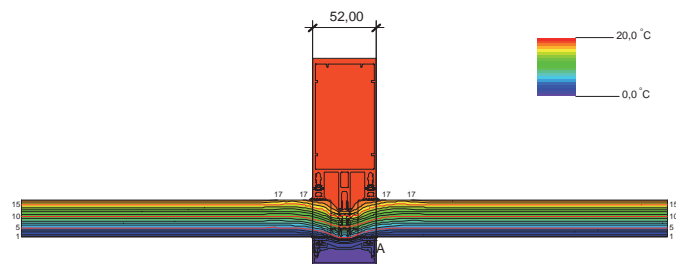


N/S

TRANSMITTANCES*

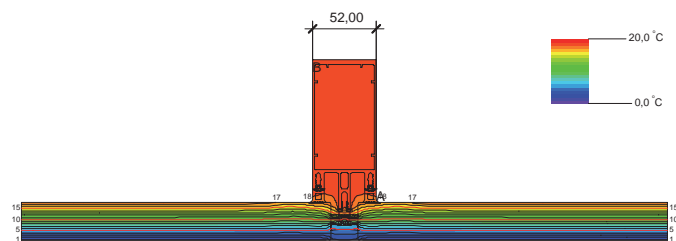
TP 52

U_{CW} from 0.6 (W/m²K)



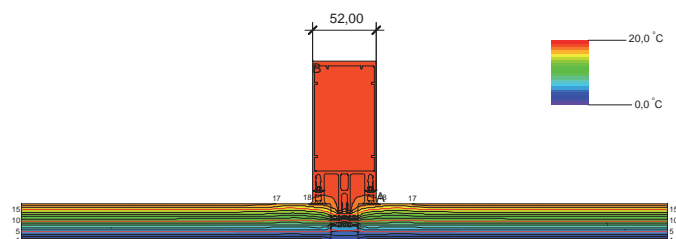
SG 52

U_{CW} from 0.6 (W/m²K)



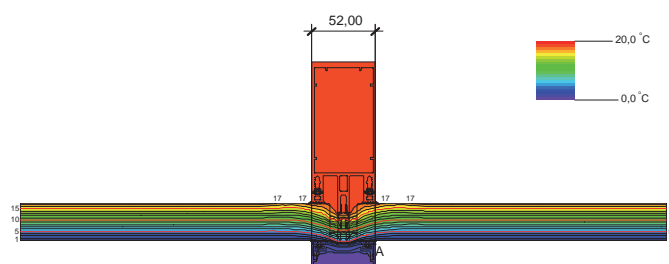
TPH 52

U_{CW} from 0.6 (W/m²K)



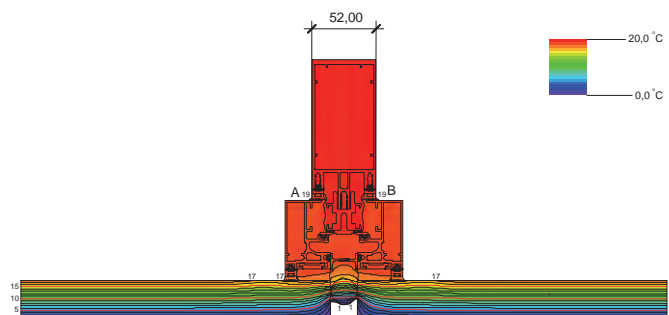
TPV 52

U_{CW} from 0.6 (W/m²K)



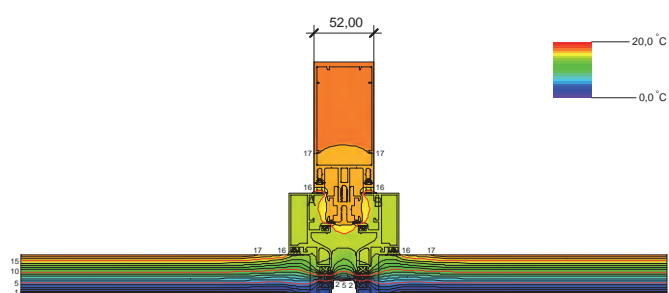
ST 52

U_{CW} from 0.7 (W/m²K)



SST 52

U_{CW} from 0.8 (W/m²K)



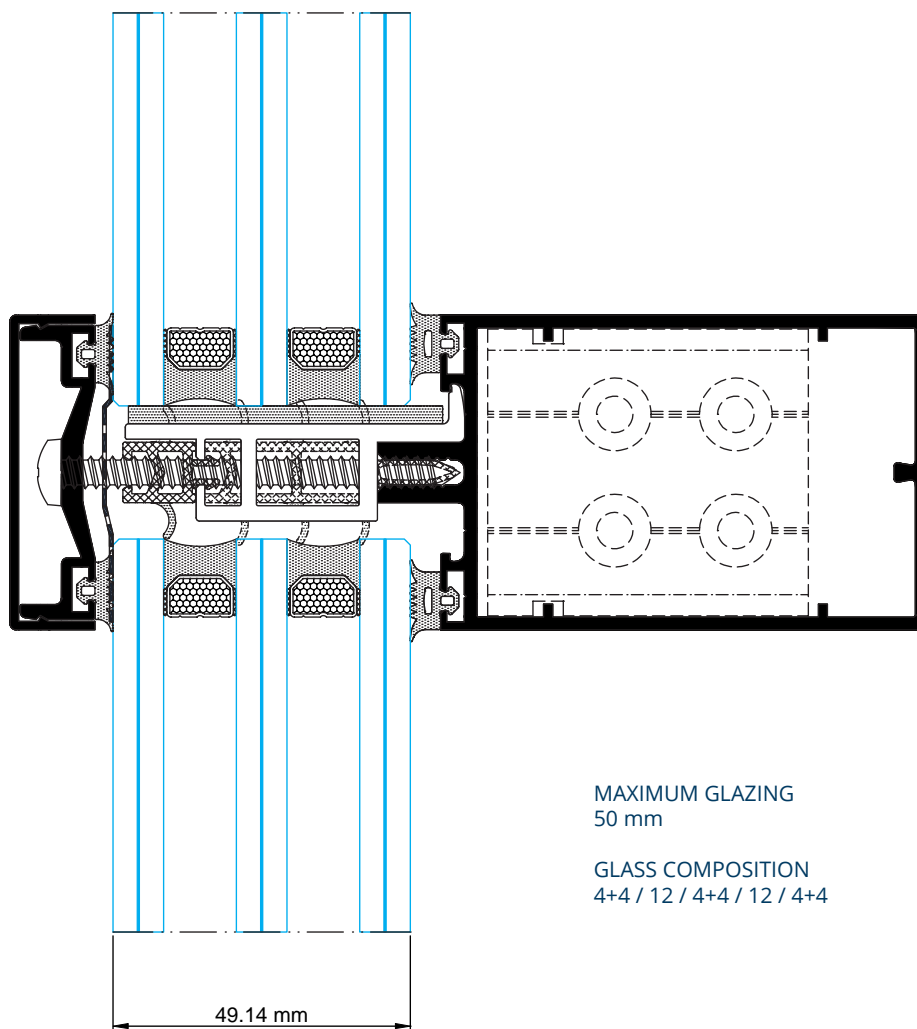
* Consult dimensions and glass.

07 / GLAZING

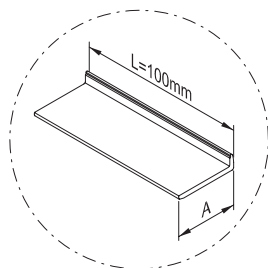
POSSIBILITY FROM 4 TO 50 mm

The **glazing capacity** of these systems moves between a single glazing thickness ranges of 4 mm and up to double glazing chambers of **50 mm**.

This amplitude of space for large glazing thicknesses with **unbeatable energy and acoustic performances** allows us to achieve excellent results and features both in thermal efficiency as well as in noise insulation.

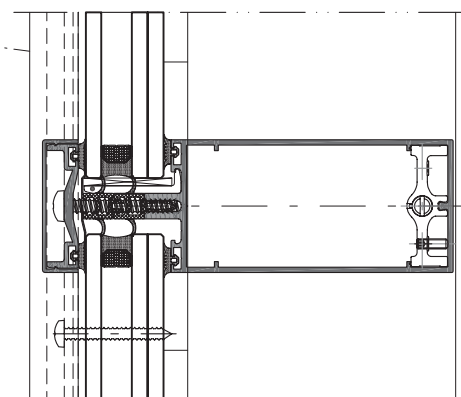


STANDARD GLAZING SUPPORTS

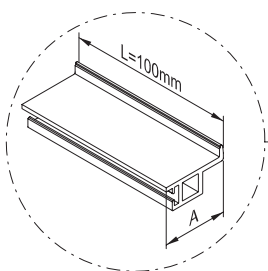


Reference	Glazing supports (A) [mm]	Maximum unitary load [N]	Max. weight over transom (kg.)	
			With 2 glazing supports	With 4 glazing supports
999035	26	1500	306	400
999036	32	1000	204	400
999037	34.5	900	183	367
999038	38	750	153	306
999039	40	700	143	285
999040	41.5	650	133	265
999041	44	600	122	245
999042	47	550	112	224
999043	50	500	102	204
999044	56	425	87	173

NOTE: 1 or 2 glazing supports are fitted at each end at L/10.

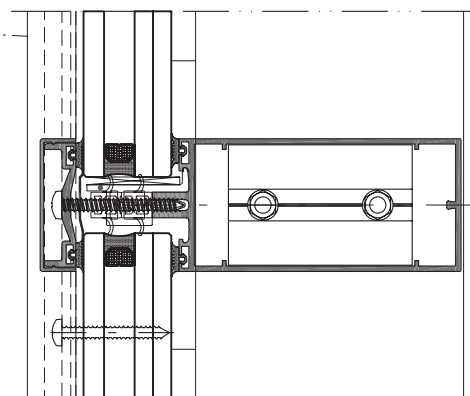


LARGE LOAD GLAZING SUPPORTS



Reference	Glazing supports (A) [mm]	Maximum unitary load [N]	Max. weight over transom (kg.)	
			With 2 glazing supports	With 4 glazing supports
999047	32	1800	367	400
999048	34.5	1600	326	400
999049	38	1400	285	400
999050	40	1250	255	400
999051	41.5	1150	234	400
999052	44	1000	204	400
999053	47	925	189	377
999054	50	850	173	347
999055	56	750	153	306

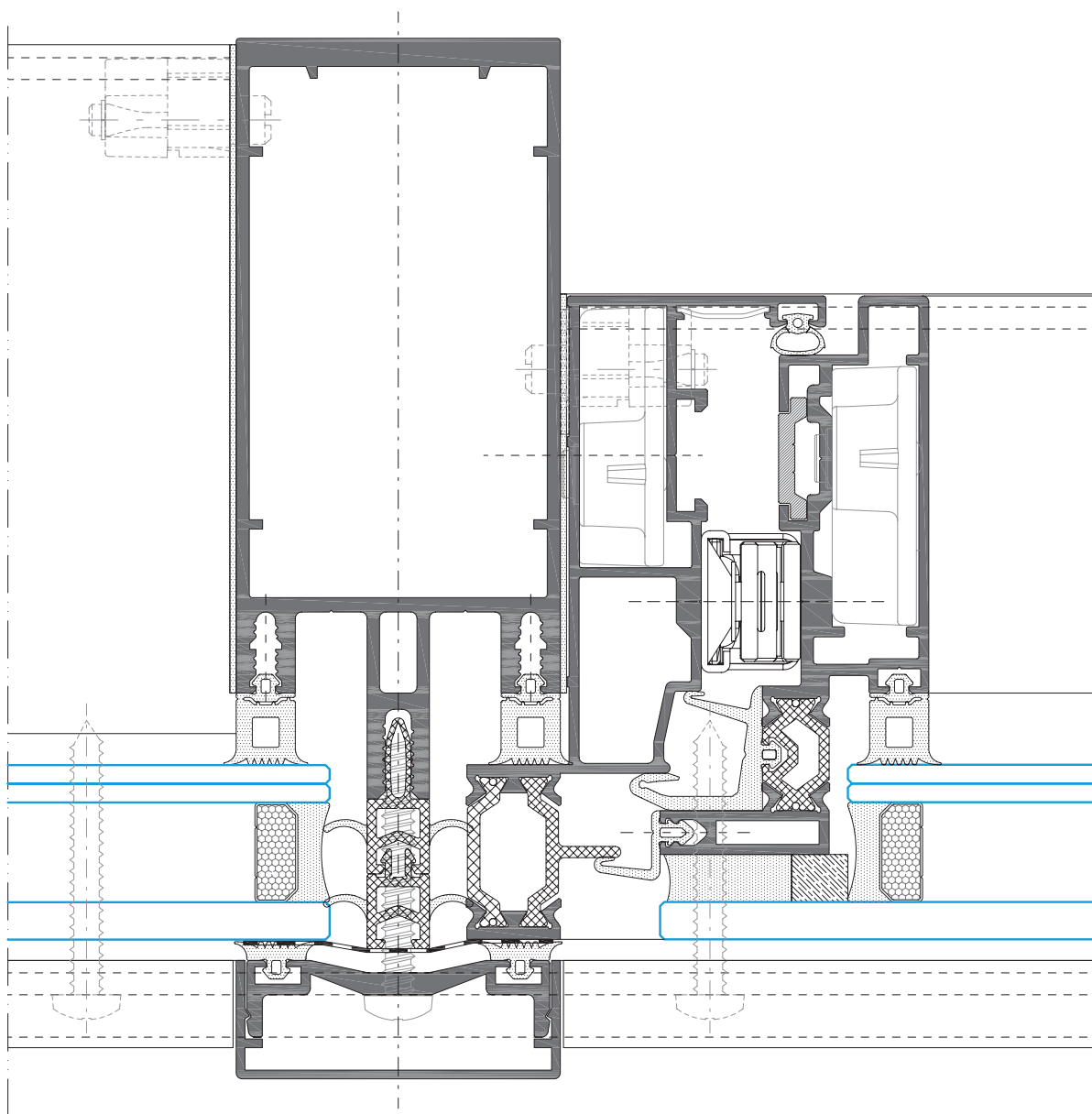
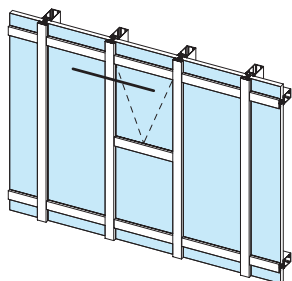
NOTE: 1 or 2 glazing supports are fitted to each end at L/10.



08 / OPENINGS

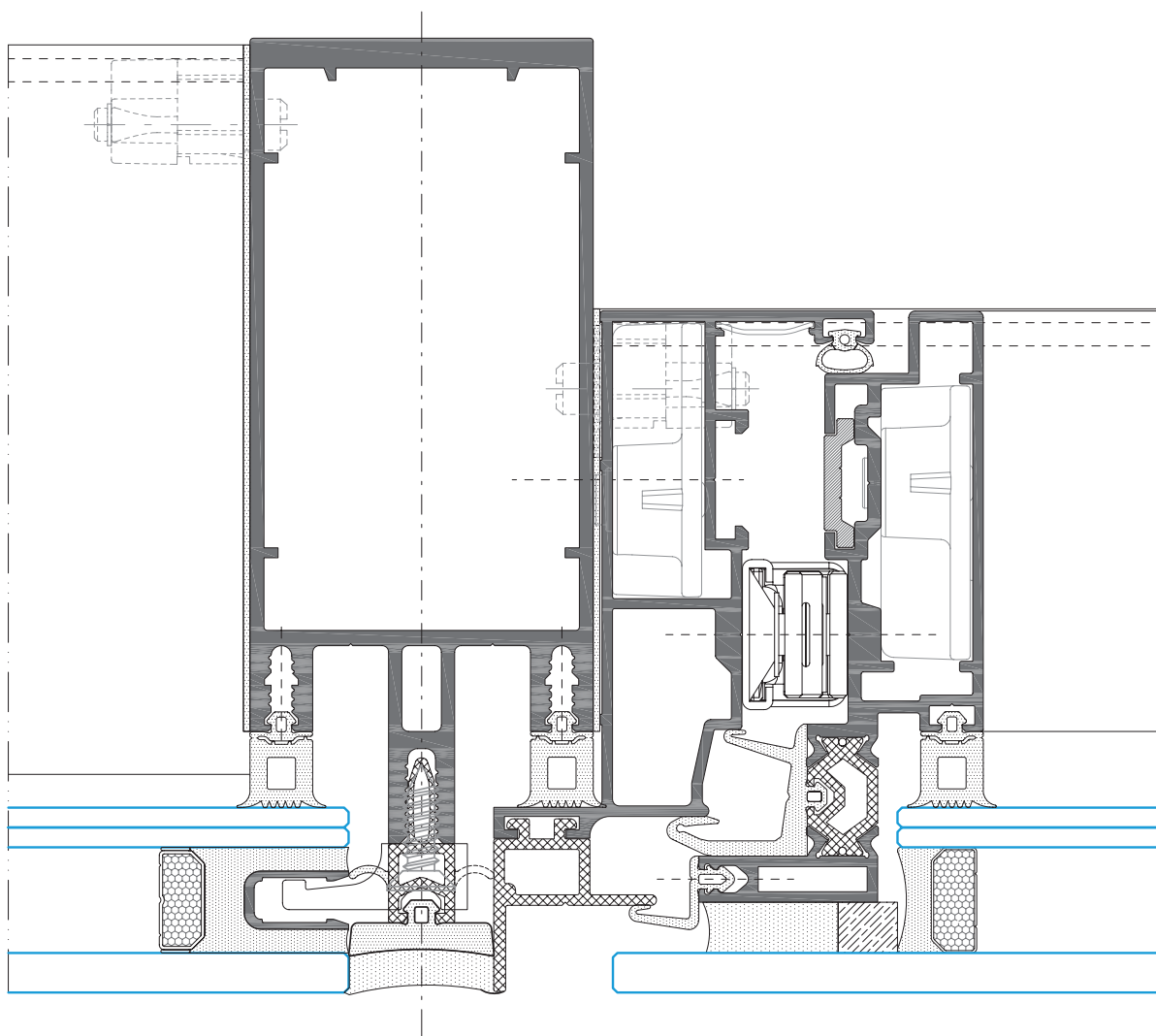
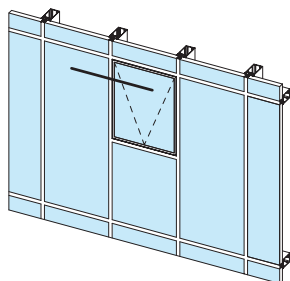
TP 52 FAÇADE: CONCEALED PROJECTIONG OPENING

All of this façade systems range offers the **option of concealed projecting openings** that guarantee the **consistency** of the external aesthetics.



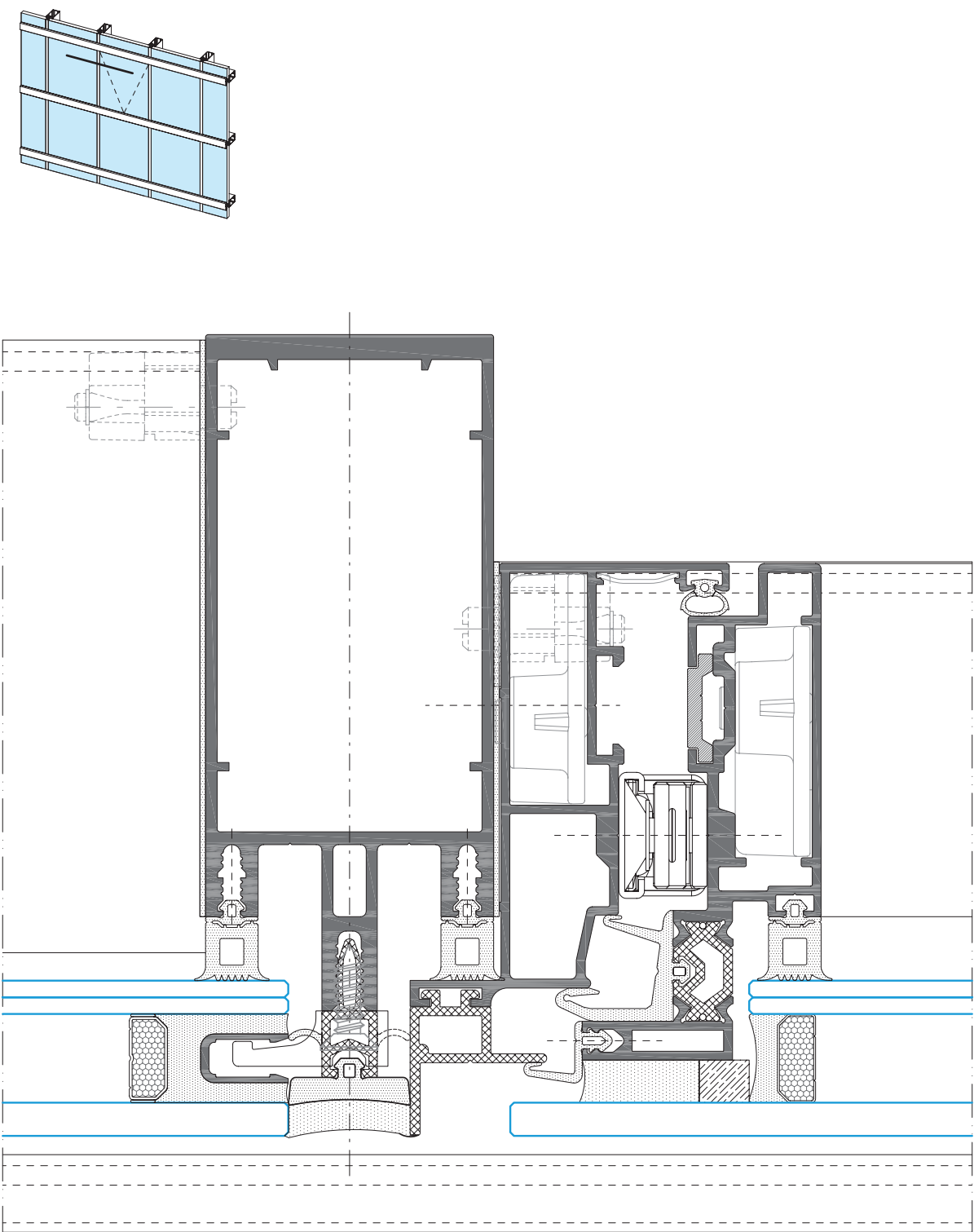
N/S

SG 52 FAÇADE: CONCEALED PROJECTIONG OPENING

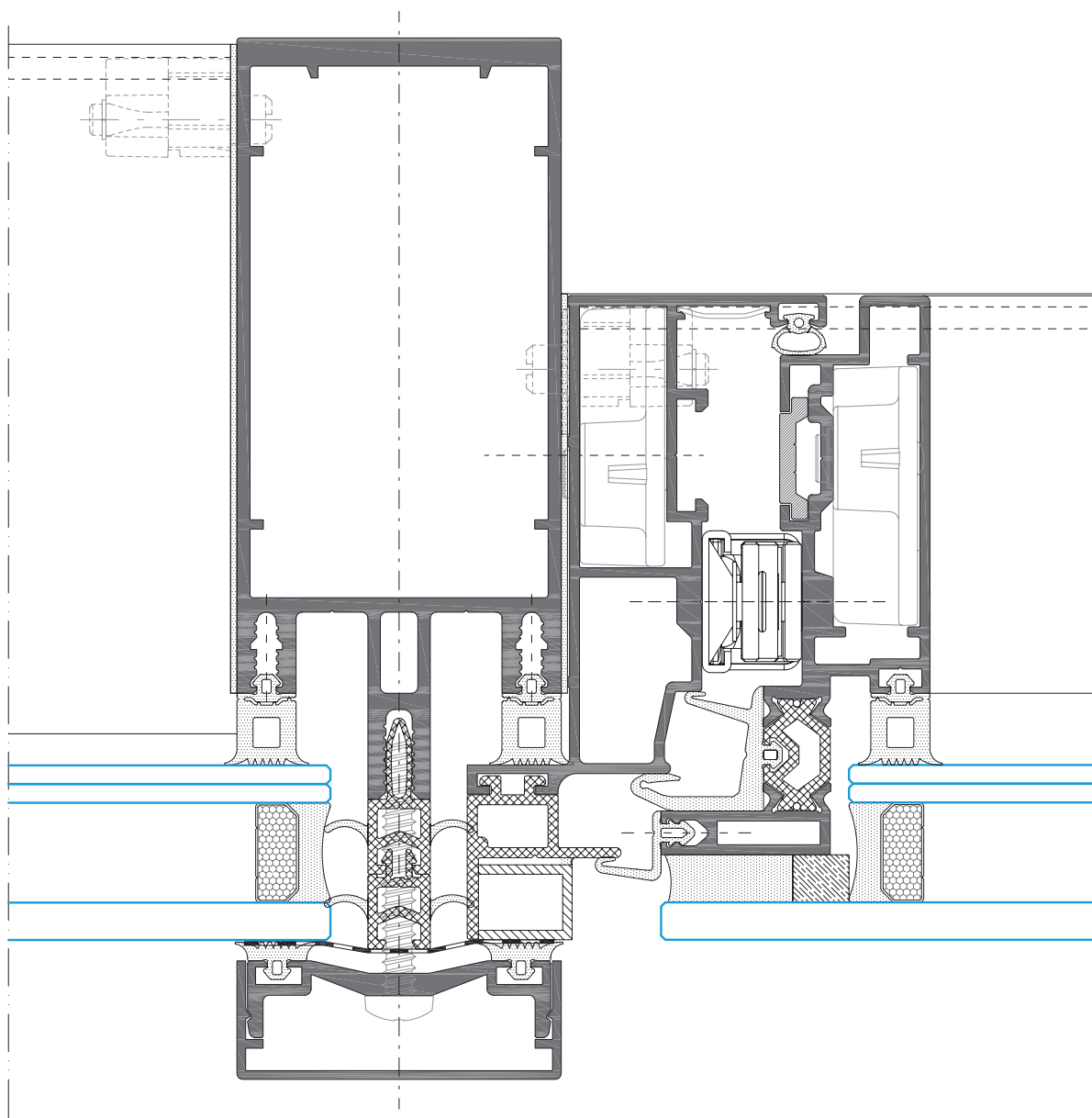
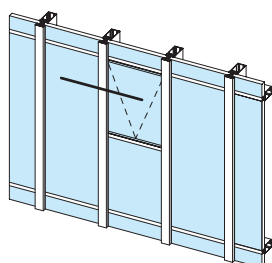


N/S

TPH 52 FAÇADE: CONCEALED PROJECTIONG OPENING

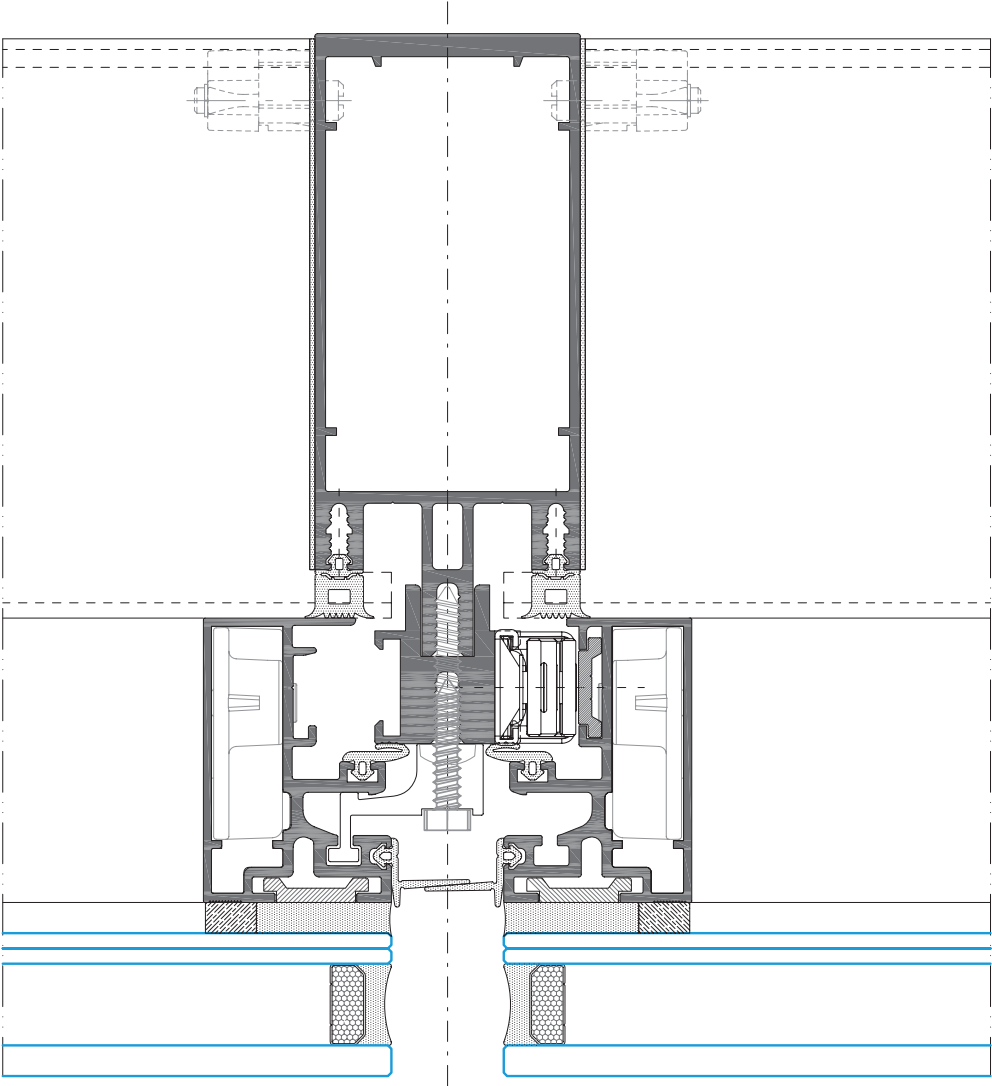
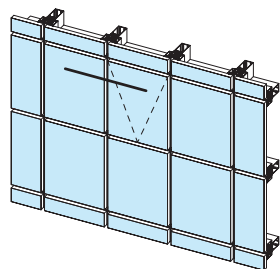


TPV 52 FAÇADE: CONCEALED PROJECTIONG OPENING

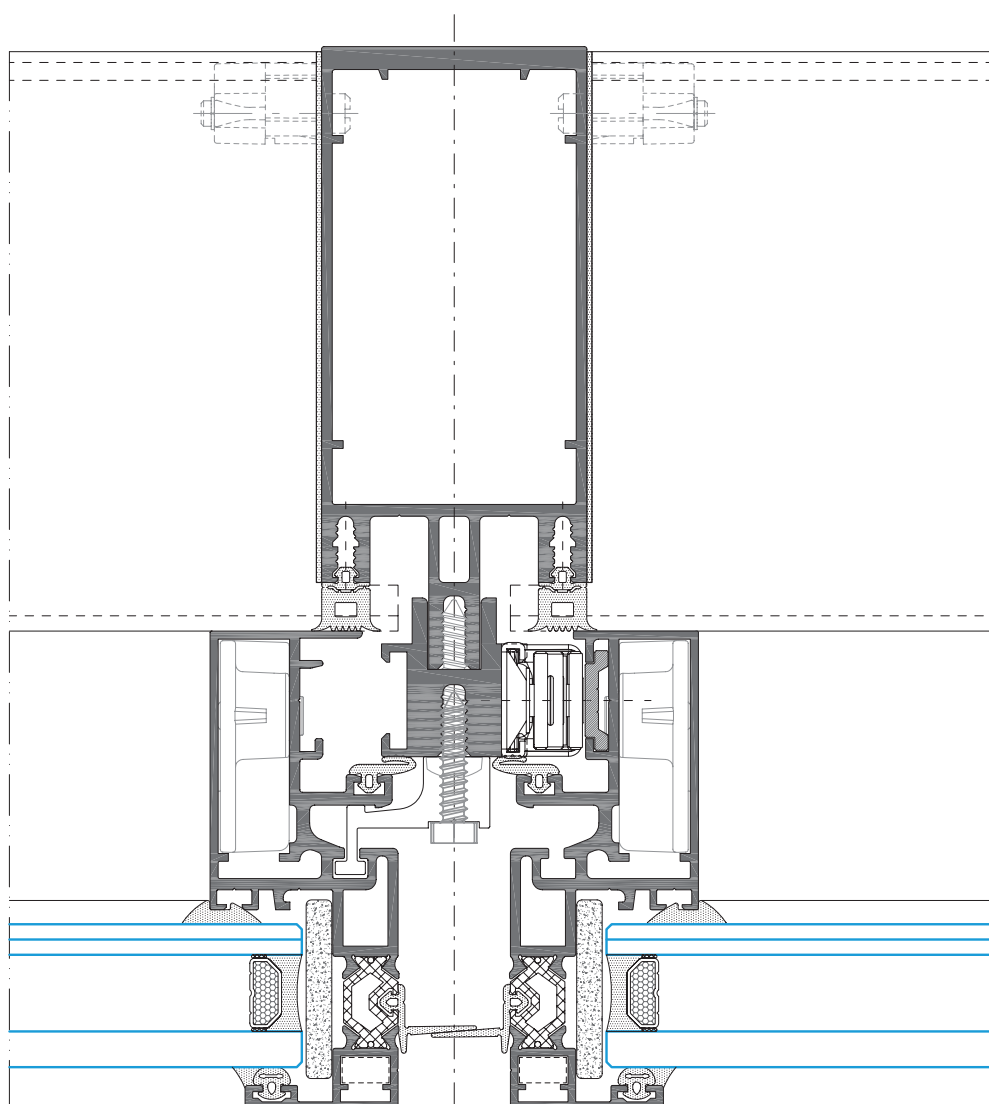
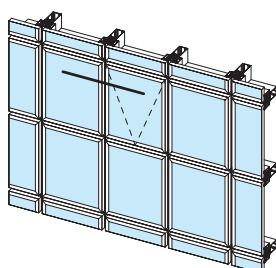


N/S

ST 52 FAÇADE: CONCEALED PROJECTIONG OPENING



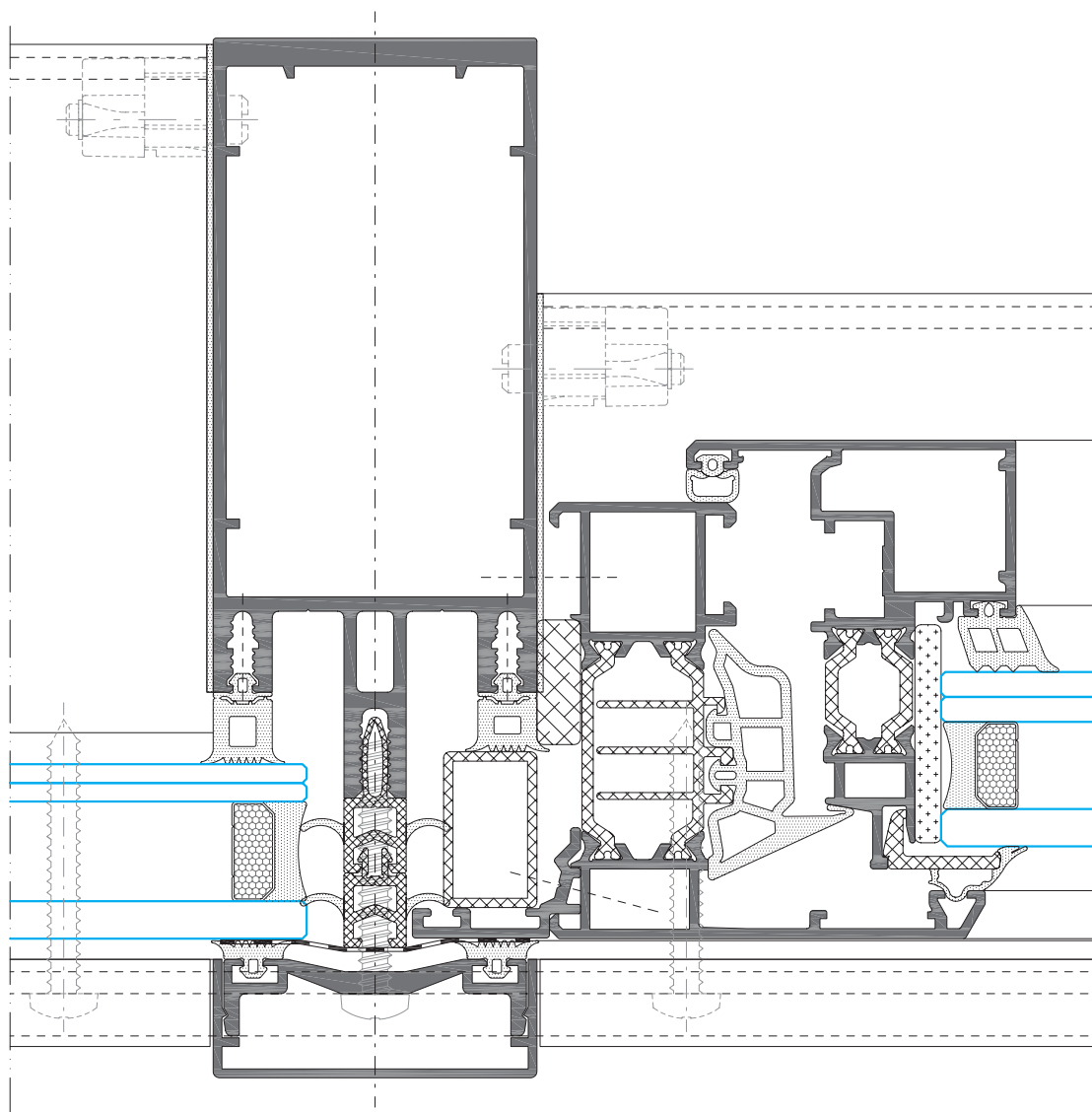
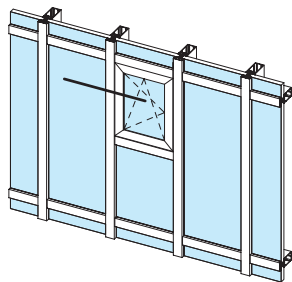
SST 52 FAÇADE: CONCEALED PROJECTIONG OPENING



N/S

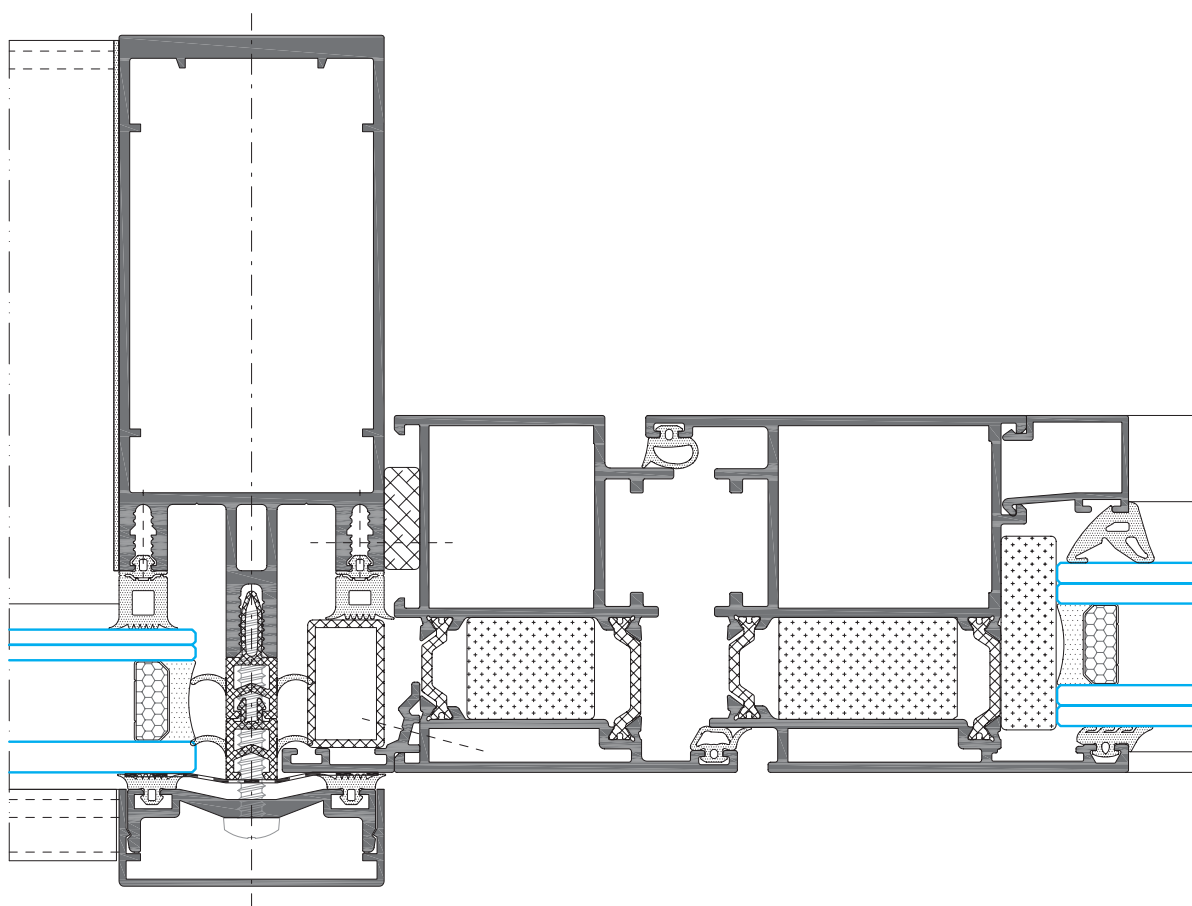
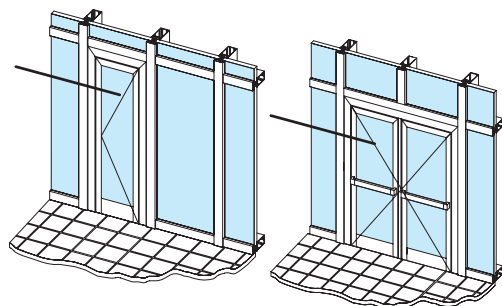
OPENING WITH INTEGRATED ALUMINIUM WINDOWS TP 52 FAÇADE - COR 70 HIDDEN SASH CC16

Additionally, it is possible **to integrate other types of window systems** such as hidden sash windows with minimal seen sections, door entrances or automatic doors.



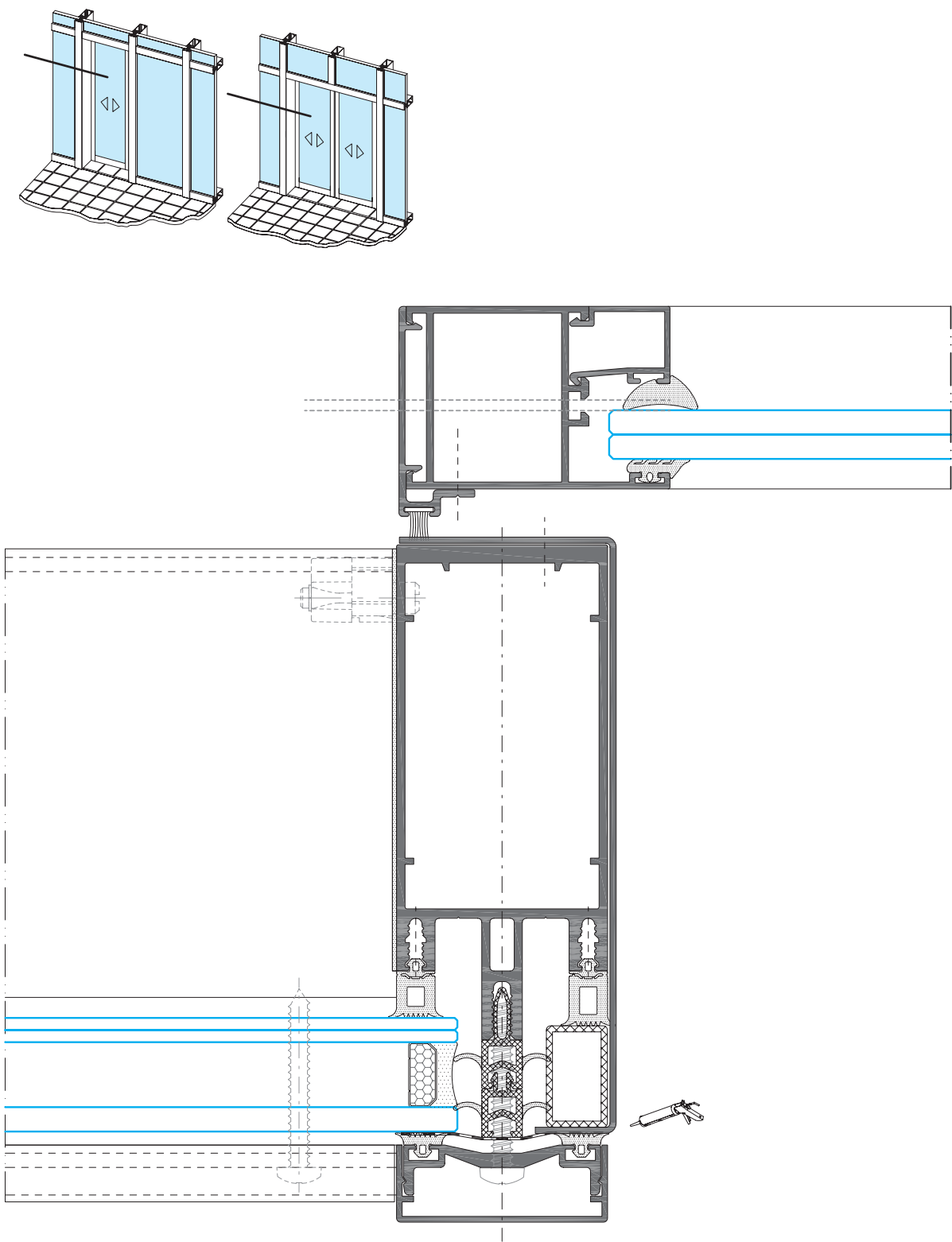
N/S

OPENING WITH INTEGRATED ALUMINIUM WINDOWS
TP 52 FAÇADE - MILLENNIUM PLUS DOOR



N/S

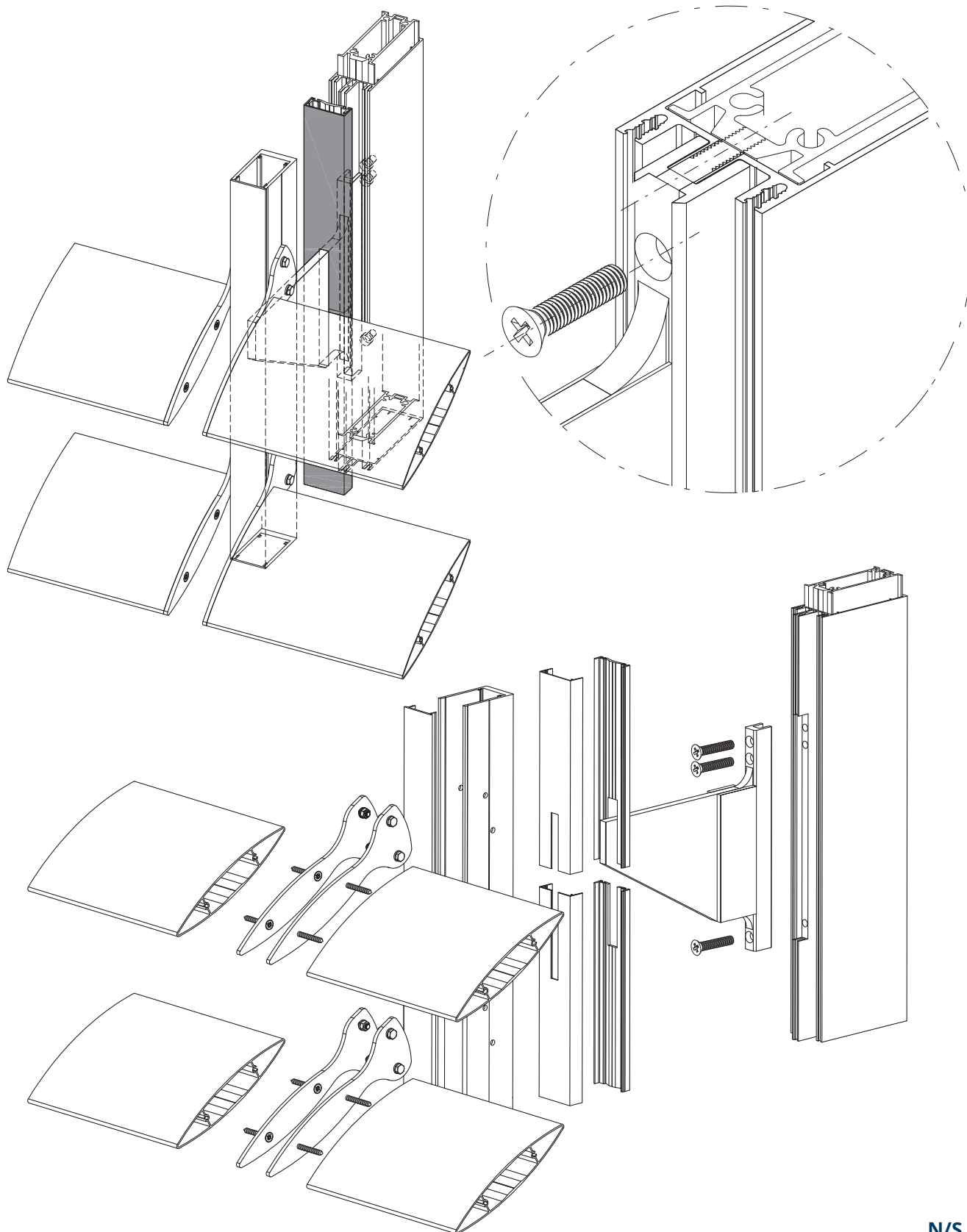
OPENING WITH INTEGRATED ALUMINIUM WINDOWS
TP 52 FAÇADE - MILLENNIUM 2000 AUTOMATIC DOOR.



N/S

09 / STRUCTURAL ELEMENTS

BRACKET FOR INTEGRATING FIXED LOUVRES



N/S

10 / FAÇADE SYSTEMS

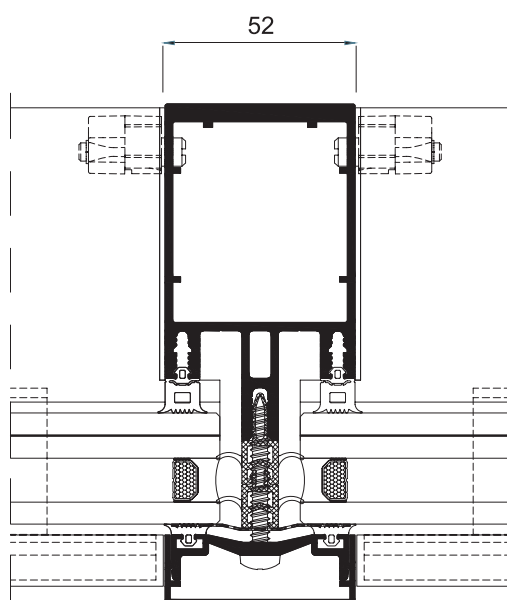
TP 52 FAÇADE

This TP 52 façade is a traditional system, also known as the Stick system. **The fixing of the glazing to the supporting profiles is carried out by way of a continuous pressure profile** screwed externally to a screw port incorporated in the mullions and transoms. The glazing remains fixed at its 4 sides using this profile that is available with separating gaskets in order to impede contact between the glazing and the metal. **The pressure profile and the screws are covered by a continuous external embellishing profile known as a cover.**

The large Thermal Break, combined with its ample glazing capacity of up to 50 mm with glass compositions of large thicknesses and energy efficiency, presents to this new range of façades excellent thermal and acoustic performance features.

Its seen external section coincides with the interior, being 52 mm.



**TRANSMITTANCE**

U_{cw} from **0.6 (W/m²K)**

Consult dimensions and glass.

GLAZING

Maximum glazing: **50 mm**

Minimum glazing: **4 mm**

CATEGORIES ACHIEVED AT TEST CENTRE

Protection against atmospheric agents.

Air permeability (EN 12152:2000): **Class AE**

Water tightness (EN 12154:2000): **Class RE₁₅₀₀**

Wind resistance (EN 13116:2001): **APT**

(Design loading 2000 Pa - Security loading 3000 Pa)

Test reference 3.00 x 3.50 m.

SECTIONS

Mullion 52 mm
Transom 52 mm

PROFILE THICKNESS

Mullion 2.1 & 3.0 mm
Transom 2.1 mm

THERMAL BREAKING

Thermally broken
profiles in 6, 12 & 30
mm stackables.

MAXIMUM WEIGHT

180 Kg (Projecting opening)

MAXIMUM / LOW DIMENSIONS

Max. Width (L) = 2,500 mm

Min. Width (L) = 500 mm

Max. Height (H) = 2,500 mm

Min. Height (H) = 650 mm

Projecting opening.

OPENING POSSIBILITIES

Hidden projecting.

COVERS

85 mm deep elliptical cover.

H shape cover, 34 mm deep.

Rectangular cover: 14, 19 100 & 145 mm deep.

Pyramid shape cover, 155 mm deep.

FINISHES

Colour powder coating (RAL, mottled & rough).

Wood effect powder coating.

Anti-bacterial powder coating.

Anodized.



CWCT British Standard.

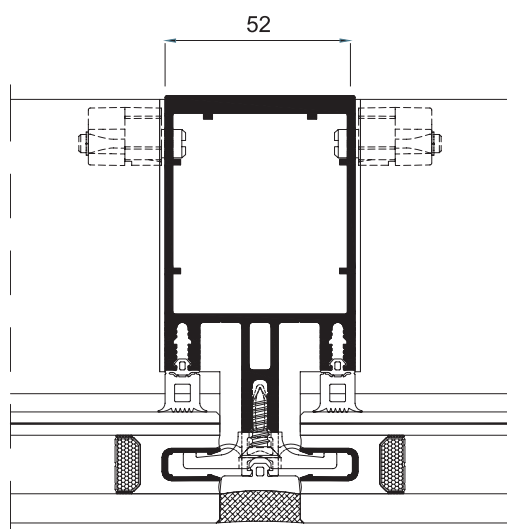
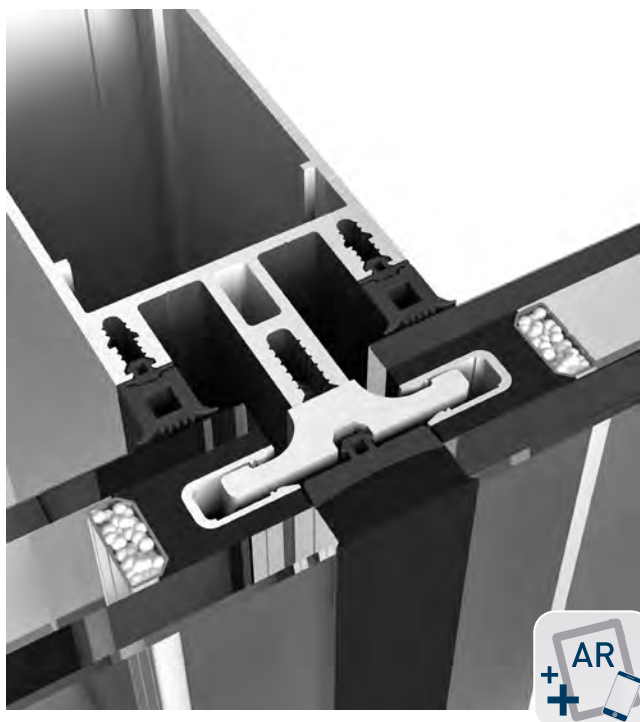
SG 52 FAÇADE

This SG 52 façade is a traditional system, also known as the Stick system. **The fixing of the glazing to the supporting profiles is carried out by using clips. This system requires an insert that is fitted in to the glazing chamber (U profile).** The combination of the clip and the insert allows the glass to be fastened on all four sides.

The large Thermal Break, combined with its ample glazing capacity of up to 50 mm with glass compositions of large thicknesses and energy efficiency, presents to this new range of façades excellent thermal and acoustic performance features.

It has a “glass only” style on the exterior.



**TRANSMITTANCE**

U_{cw} from **0.6 (W/m²K)**

Consult dimensions and glass.

GLAZING

Maximum glazing: **44 mm**

Minimum glazing: **6 mm**

CATEGORIES ACHIEVED AT TEST CENTRE

Protection against atmospheric agents.

Air permeability (EN 12152:2000): **Class AE**

Water tightness (EN 12154:2000): **Class RE₁₅₀₀**

Wind resistance (EN 13116:2001): **APT**

(Design loading 2000 Pa - Security loading 3000 Pa)

Test reference 3.00 x 3.50 m.

SECTIONS

Mullion 52 mm
Transom 52 mm

PROFILE THICKNESS

Mullion 2.1 & 3.0 mm
Transom 2.1 mm

THERMAL BREAKING

Thermally broken
profiles in 6, 12 & 30
mm stackables.

MAXIMUM WEIGHT

180 Kg (Projecting opening)

MAXIMUM / LOW DIMENSIONS

Max. Width (L) = 2,500 mm

Max. Height (H) = 2,500 mm

Min. Width (L) = 500 mm

Min. Height (H) = 650 mm

Projecting opening.

OPENING POSSIBILITIES

Hidden projecting.

FINISHES

Colour powder coating (RAL, mottled & rough).

Wood effect powder coating.

Anti-bacterial powder coating.

Anodized.



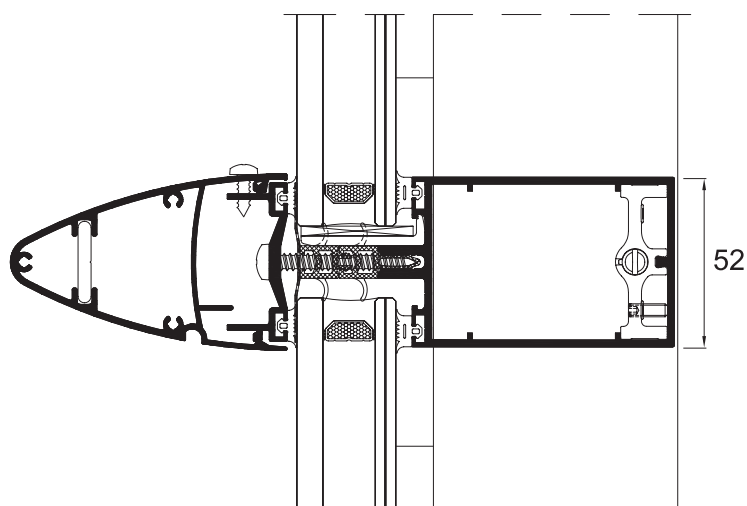
CWCT British Standard.

TPH 52 FAÇADE

This TPH 52 façade is a mixed system that evolved from the combination of the TP 52 and the SG 52 systems. It maintains the **pairing of the pressure cover on the horizontal gaskets** highlighting the line in this direction whilst **the glazing fixing is achieved by way of clips and the U profile on its vertical edge**.

The large Thermal Break, combined with its ample glazing capacity of up to 50 mm with glass compositions of large thicknesses and energy efficiency, presents to this new range of façades excellent thermal and acoustic performance features.



**TRANSMITTANCE**

U_{cw} from **0.6 (W/m²K)**

Consult dimensions and glass.

GLAZING

Maximum glazing: **44 mm**

Minimum glazing: **6 mm**

CATEGORIES ACHIEVED AT TEST CENTRE

Protection against atmospheric agents.

Air permeability (EN 12152:2000): **Class AE**

Water tightness (EN 12154:2000): **Class RE₁₅₀₀**

Wind resistance (EN 13116:2001): **APT**

(Design loading 2000 Pa - Security loading 3000 Pa)

Test reference 3.00 x 3.50 m.

SECTIONS

Mullion 52 mm
Transom 52 mm

PROFILE THICKNESS

Mullion 2.1 & 3.0 mm
Transom 2.1 mm

THERMAL BREAKING

Thermally broken
profiles in 6, 12 & 30
mm stackables.

MAXIMUM WEIGHT

180 Kg (Projecting opening)

MAXIMUM / LOW DIMENSIONS

Max. Width (L) = 2,500 mm

Max. Height (H) = 2,500 mm

Min. Width (L) = 500 mm

Min. Height (H) = 650 mm

Projecting opening.

OPENING POSSIBILITIES

Hidden projecting

COVERS

85 mm deep elliptical cover.

H shape cover, 34 mm deep.

Rectangular cover: 14, 19 100 & 145 mm deep.

FINISHES

Colour powder coating (RAL, mottled & rough).

Wood effect powder coating.

Anti-bacterial powder coating.

Anodized.



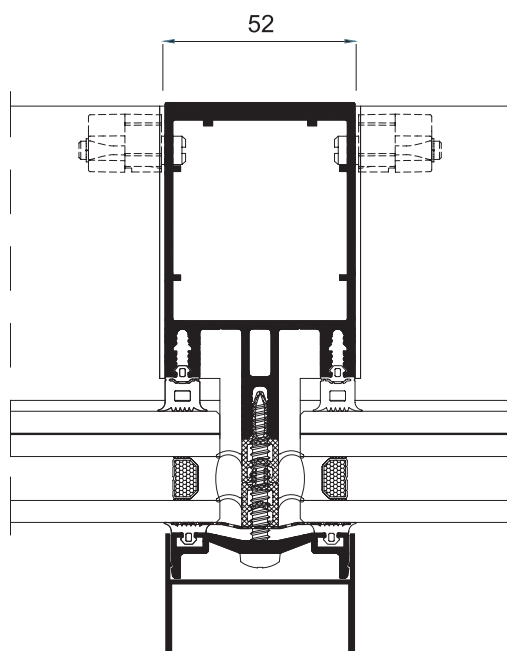

CWCT British Standard.

TPV 52 FAÇADE

This TPV 52 façade is a mixed system that evolved from the combination of the TP 52 and the SG 52 systems. It maintains the **pairing of the pressure cover on the horizontal gaskets** highlighting the line in this direction whilst **the glazing fixing is achieved by way of clips and the U profile on its vertical edge**.

The large Thermal Break, combined with its ample glazing capacity of up to 50 mm with glass compositions of large thicknesses and energy efficiency, presents to this new range of façades excellent thermal and acoustic performance features.



**TRANSMITTANCE**

U_{cw} from **0.6 (W/m²K)**

Consult dimensions and glass.

GLAZING

Maximum glazing: **44 mm**

Minimum glazing: **6 mm**

CATEGORIES ACHIEVED AT TEST CENTRE

Protection against atmospheric agents.

Air permeability (EN 12152:2000): **Class AE**

Water tightness (EN 12154:2000): **Class RE₁₅₀₀**

Wind resistance (EN 13116:2001): **APT**

(Design loading 2000 Pa - Security loading 3000 Pa)

Test reference 3.00 x 3.50 m.

SECTIONS

Mullion 52 mm
Transom 52 mm

PROFILE THICKNESS

Mullion 2.1 & 3.0 mm
Transom 2.1 mm

THERMAL BREAKING

Thermally broken
profiles in 6, 12 & 30
mm stackables.

MAXIMUM WEIGHT

180 Kg (Projecting opening)

MAXIMUM / LOW DIMENSIONS

Max. Width (L) = 2,500 mm

Max. Height (H) = 2,500 mm

Min. Width (L) = 500 mm

Min. Height (H) = 650 mm

Projecting opening.

OPENING POSSIBILITIES

Hidden projecting.

COVERS

H shape cover, 34 mm deep.

Rectangular cover: 14, 19, 100 & 145 mm deep.

Pyramid shape cover, 155 mm deep.

FINISHES

Colour powder coating (RAL, mottled & rough).

Wood effect powder coating.

Anti-bacterial powder coating.

Anodized.



CWCT British Standard.

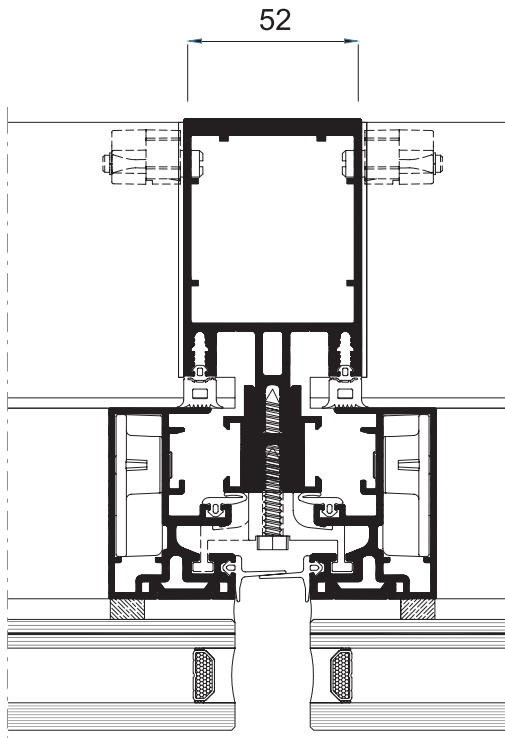
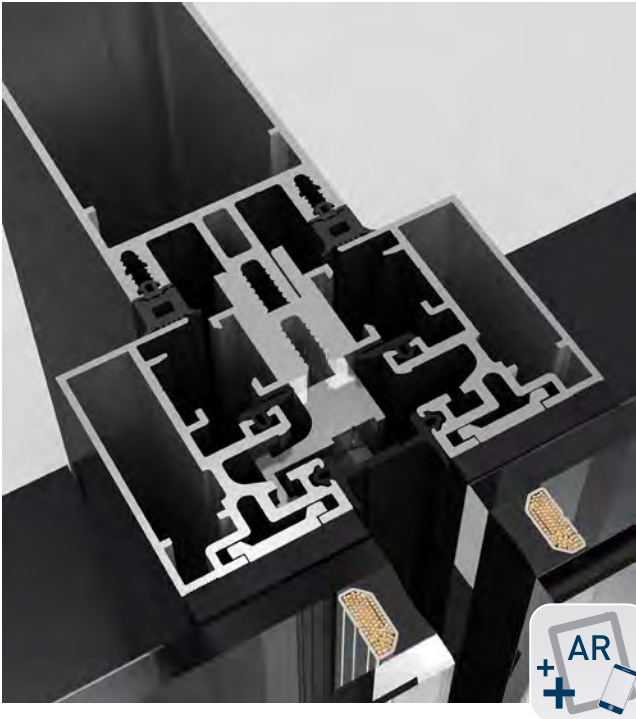
ST 52 FAÇADE

With this ST 52 façade the glass is glued to an aluminium frame using structural silicone. The fixing of the glass-frame set to the supporting profiles is done by using the system's clips.

The style characteristic of this system is to offer the **same aspect, whether with fixed glazing or with practicables, both in the exterior as in the interior.**

Its glass only external style is with an open groove and the first weather barrier being an EPDM gasket which is installed around the perimeter of each module. An overlap closes the space between the gaskets.





TRANSMITTANCE

U_{cw} from **0.7 (W/m²K)**

Consult dimensions and glass.

GLAZING

Maximum glazing: **38 mm**

Minimum glazing: **6 mm**

CATEGORIES ACHIEVED AT TEST CENTRE

Protection against atmospheric agents.

Air permeability (EN 12152:2000): **Class AE**

Water tightness (EN 12154:2000): **Class RE₇₅₀**

Wind resistance (EN 13116:2001): **APT**

(Design loading 2000 Pa - Security loading 3000 Pa)

Test reference 3.00 x 3.50 m.

SECTIONS

Mullion 52 mm
Transom 52 mm

PROFILE THICKNESS

Mullion 2.1 & 3.0 mm
Transom 2.1 mm

MAXIMUM WEIGHT

180 Kg (Projecting opening)

MAXIMUM / LOW DIMENSIONS

Max. Width (L) = 2,500 mm
Max. Height (H) = 2,500 mm

Min. Width (L) = 500 mm
Min. Height (H) = 650 mm

Projecting opening.

OPENING POSSIBILITIES

Hidden projecting.

FINISHES

Colour powder coating (RAL, mottled & rough).

Wood effect powder coating.

Anti-bacterial powder coating.

Anodized.

SST 52 FAÇADE

With this SST 52 façade, the glass is mechanically fixed to a perimetral frame and thanks to the existence of an external trim that ensures the stability of the glazing, there is no need for a chemical fixing with structural silicone which is needed with the ST 52 system. The fixing of the glass-frame set to the supporting profiles is done by using the system's clips.

Its external aspect is that of an open channel with an aluminium surrounding around the glass and the first weather barrier being an EPDM gasket which is installed around the perimeter of each module.





TRANSMITTANCE

U_{cw} from **0.8 (W/m²K)**

Consult dimensions and glass.

GLAZING

Maximum glazing: **30 mm**

Minimum glazing: **6 mm**

CATEGORIES ACHIEVED AT TEST CENTRE

Protection against atmospheric agents.

Air permeability (EN 12152:2000): **Class AE**

Water tightness (EN 12154:2000): **Class RE₇₅₀**

Wind resistance (EN 13116:2001): **APT**

(Design loading 1200 Pa - Security loading 1800 Pa)

Test reference 3.00 x 3.50 m.

SECTIONS

Mullion 52 mm
Transom 52 mm

PROFILE THICKNESS

Mullion 2.1 & 3.0 mm
Transom 2.1 mm

THERMAL BREAKING

18 mm

MAXIMUM WEIGHT

180 Kg (Projecting opening)

MAXIMUM / LOW DIMENSIONS

Max. Width (L) = 2,500 mm

Max. Height (H) = 2,500 mm

Min. Width (L) = 500 mm

Min. Height (H) = 650 mm

Projecting opening.

OPENING POSSIBILITIES

Hidden projecting.

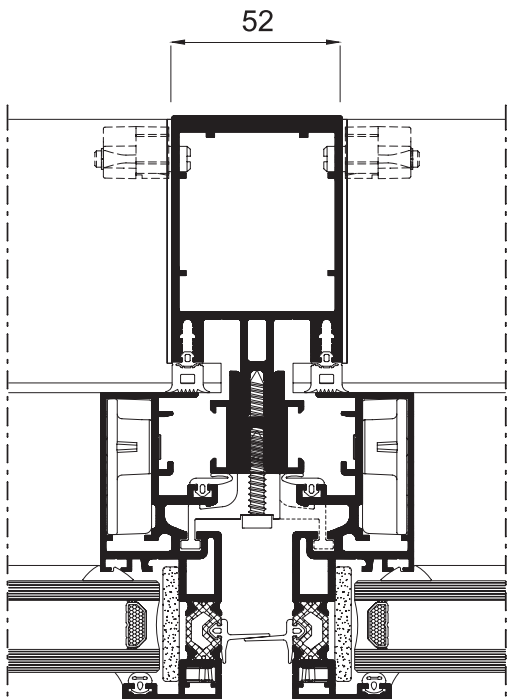
FINISHES

Colour powder coating (RAL, mottled & rough).

Wood effect powder coating.

Anti-bacterial powder coating.

Anodized.



11 / SKYLIGHT - VERANDA

A new generation of skylights and verandas consisting of a standard system with an ample range of mullions and transoms that respond to the different aesthetic and constructive requirements for architectonic projects using integral solutions that allow for a gain in new spaces with great luminosity.

The standard profile range of mullions from 130 to 230 mm and transoms from 40.50 mm to 202.50 mm as well as the complementary accessories, are common to all of the CORTIZO range of new façades.


The thermally broken area combined with a great glazing capacity of up to 50 mm with glass compositions with large thicknesses as well as being energy efficient, presents to this new range of skylights, excellent thermal and acoustic features.

The profile designs with first, second and third level mullions and transoms, provides the possibility of different drainage levels that guarantee perfect drainage and ventilation and therefore ensuring total weather tightness.

The possibility of fabricating skylights, gabled or hipped and the integration in to verandas from the hinged and sliding window series in its vertical parameter.

Option of a motorized projecting opening in roof based installations.



**TRANSMITTANCE**

U_{cw} from **0.6 (W/m²K)**

Consult dimensions and glass.

GLAZING

FIXED LIGHTS

Maximum: **50 mm**

Minimum: **24 mm**

ROOF WINDOW

Maximum: **46 mm**

Minimum: **24 mm**

Minimum gradient: **Pt = 12% (7°)**

Maximum gradient: **Pt = 85% (40°)**

SECTIONS

Mullion 52 mm
Transom 52 mm

PROFILE THICKNESS

Mullion 2.1 & 3.0 mm
Transom 2.1 mm

OPENING POSSIBILITIES

Roof based motorized projecting window.

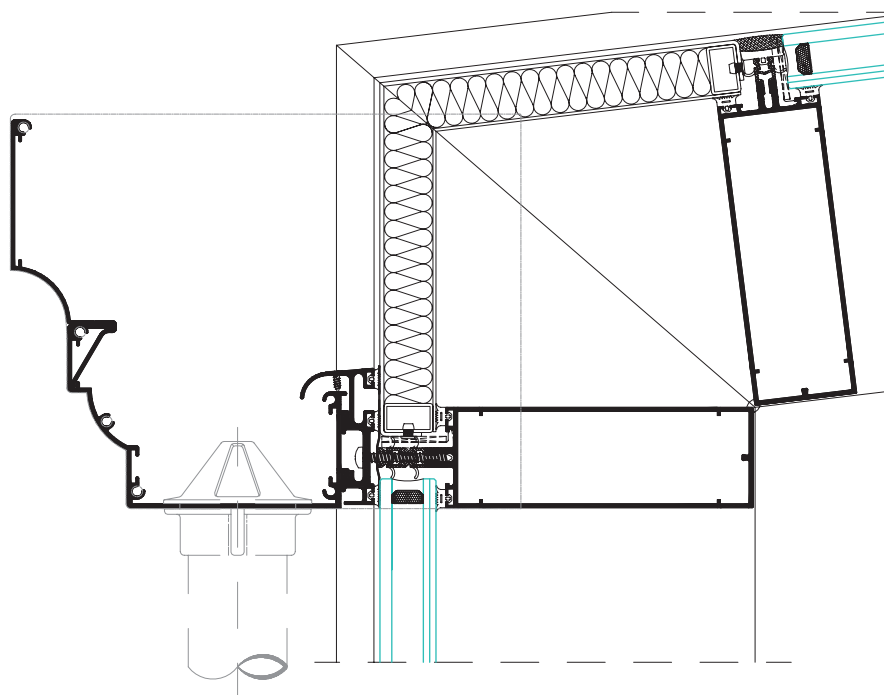
FINISHES

Colour powder coating (RAL, mottled & rough).

Wood effect powder coating.

Anti-bacterial powder coating.

Anodized.



12 / COMPOSITE PANEL

This ventilated façade system is **fabricated directly in the composite panel production centre that Cortizo has in Spain**. This Factory, with a daily production capacity of 5,400 m², guarantees the provisioning and immediate supply of this system in the various panel types and finishes.

Furthermore, the latest generation pantograph-fabrication centres found in production and distribution centres throughout Europe, permits the delivery of this constructive solution according to the defined modulation specifications for every project.

There are exclusive Technical Departments for this product that provide personalised assistance that is integral and specific in each architectonic project where Cortizo Composite Panel is included.

The composite panel is also available with the fire retardant option denominated FR (Fire Retardancy), that guarantees answers with respect to hypothetical fires. It is a 4 mm panel made up of 0.5 mm thick aluminium sheets, coated with PvdF paint with a thickness of 25/35 microns on the external face and a central nucleus consisting of a mineral composition and 3 mm thick polyethelene.

The panel is accredited with the DIT Document of Suitability.

This range is completed with the INTDESIGN 3 mm thick panel which is ideal for internal applications, signage, digital printing, stands, etc.

- » **A new, efficient, economic, stylish and sustainable construction solution** for re-covering building façades that are made up of 2 aluminium sheets joined by a nucleus of thermoplastic resins.
- » A composite panel comprising of an external layer of aluminium alloy triple coated with PvdF paint (polyvinyl flouride) that offers **great resistance to corrosion and ageing**. The internal nucleus is made up of thermoplastic resins (polyethelene).
- » This material union provides the composite panel with some **excellent mechanical properties: high impact resistance, increased rigidity and reduced weight**. It is a product designed and tested to integrate in to buildings with increased thermal and accoustic features.

PANEL TYPE	PE	FR	INTDESIGN
CHARACTERISTICS	Standard	Fire retardant	Interiors
Aluminium thickness	0.5 mm	0.5 mm	0.3 mm
Panel thickness	4 mm	4 mm	3 mm
Panel weight	5.46 Kg/m ²	8.02 Kg/m ²	3.85 Kg/m ²
Panel width (Stock)	1000/1250/1500 mm	1000/1250/1500 mm	1500 mm
Panel length (Stock)	4000/5000 mm	4000/5000 mm	3050/5050 mm

TRANSMITTANCE

PE Ust (W/m²K) = **3.38**

FR Ust (W/m²K) = **5.62**

For a panel dimensioned at 1.48 x 1.23 m.
Test according to: EN ISO 12412-2:2005

FINISHES

Painted in 22 solid & metallic colours in stock:

Pure White	Metallic bronze	Metallic White
Shadow grey	Intense red	Metallic blue
Metallic silver	Black	Beige
Arctic White	Metallic Titanium	Grey metallic
Dark green	Orange	Jade green
Metallic champagne	Ultramarine blue	Metallic copper
Garnet	Carbon	
Brown	Traffic yellow	

All other RAL colours available on request.

GLAZING

RW (C;Ctr) dB: (C;Ctr) = 26 (-1, -3)

For a panel dimensioned at 1.48 x 1.23 m.
Test according to: EN ISO 140-3:1995

ALUMINIUM ALLOYS


3005H44 / 3105H44 / 3105H46


FIRE REACTION CLASSIFICATION


FR- B-s1, d0


According to EN 13501-1:2007.


CERTIFICATES


Spain


Great Britain


Poland

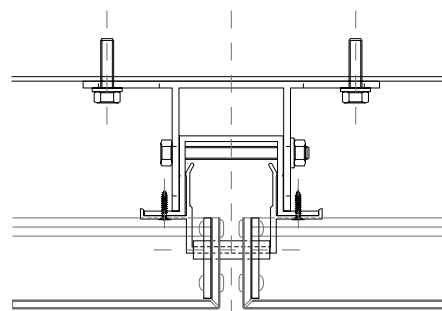

France



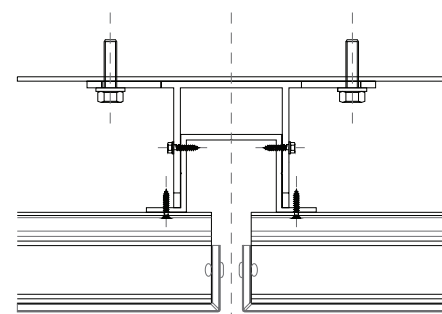
Besides ensuring the quality of assembly systems manufacturing processes are also certified and machining composite panel with ISO 9001.

FIXING SYSTEMS

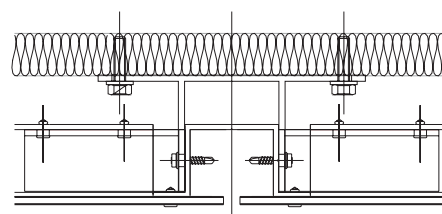
Hanging system (CH).
Male-Female system (SZ).
Riveted system
Glued system .



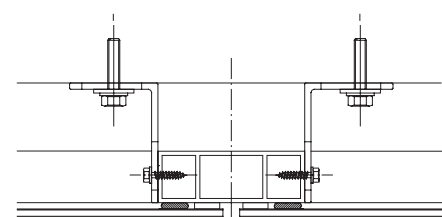
CH SYSTEM (Hanging)




SZ SYSTEM (Male-Female)



RIVETED SYSTEM



GLUED SYSTEM



F  TP 52 Façade

F  SG 52 Façade

F  TPH 52 Façade

F  TPV 52 Façade

F  ST 52 Façade

F  SST 52 Façade



P  Composite Panel


SV  Skylight - Veranda

CORTIZO / FAÇADES
PROJECTS













































F
TPH
52

F
ST
52









CORTIZO AR
DISCOVER AUGMENTED REALITY

{ DOWNLOAD OUR APP }



AVAILABLE FOR SMART PHONE AND TABLET